

animeo® IP Sub Controller

Part #1860201



Overview:

The animeo® IP Sub Controller expands the animeo IP Building Controller (#1822314) base system capacity of 200 intelligent motors. Each Sub Controller allows an additional 200 AC or DC powered intelligent motors as well as sensors and keypads. The Sub Controller utilizes the Building Controller's integrated router to interface over an IP backbone to provide a stable connection between the Building Controller and Sub Controller components of the shade system's network infrastructure.



animeo IP System Overview:

animeo® IP is a total solar management system utilizing Somfy-powered intelligent motorized window coverings as well as digital keypads and weather sensors. The system's controllers, sensors and keypads can be added to both new and existing Somfy Digital Network installations for comprehensive solar management as either a stand-alone solution or integrated into third party control systems.

An intuitive user interface allows for simplified commissioning, building management and technical support, featuring drag-and-drop zone creation, motor auto discovery and at-a-glance system status updates.

Every animeo IP installation includes an animeo IP Building Controller that supports up to 200 motors. The animeo IP is a scalable system and network capacity is expanded by adding one Sub Controller for each additional group of 200 motors. For systems exceeding 1000 motors the Building Controller is configured to only manage network traffic and not have any direct motor connections.

The animeo IP Controller resides on a standard Somfy Digital Network (SDN) bus. Proper SDN system design must be respected for optimal animeo IP performance.

Features Summary:

- Expands system motor capacity
- Additional connection point for sensors
- Integrated IP switch for simplified connectivity of additional Sub Controllers (pass through)
- Sun tracking for dynamic facade control
- Sensor threshold based motor control
- Accurate time & astronomic motor control
- System auto discovery of motors, sensors, keypads

Technical Specifications:

- Input: Universal power supply 100V AC – 120V AC
- Power Consumption: 1.25 Amps (Max)
- Material: ABS
- Dimensions: 6 7/8" W x 4" H x 1 3/4" D
- ARM-based processor
- Internal OS: Linux
- Dual SDN Bus (dedicated Motor & Sensor buses)
- Dedicated IP Bus with integrated router
- Integrated upgradeable 512 MB flash storage
- Shipping Weight: 1 lb.

Compliance Specifications:

- UL Listed
- CE Approved
- IEC Appliance Protection Class II
- SEQR Type 1 Action
- NEMA Index Protection Rating: IP20
- NI Pollution Degree 2
- Operating Temperature Range: Ambient Temperature
- Operating Relative Humidity: 85%

Optional Accessories:

- | | |
|---------------------------------------|----------|
| ▪ animeo® IP Building Controller | #1822314 |
| ▪ Bus & Sensor Station Power Supply | #1822440 |
| ▪ animeo IP DecoFlex 6-Button White * | #1811288 |
| ▪ animeo IP DecoFlex 8-Button White * | #1811289 |
| ▪ RTS Receiver for animeo IP | #1810816 |
| ▪ Sensor Station Mast | #9013726 |
| ▪ Compact Sensor Station | #9015047 |


What's in the Box:

- animeo IP Sub Controller
- Power Cable
- Instructions (when applicable)




Connections and Indicators:

TOP SIDE



BOTTOM SIDE

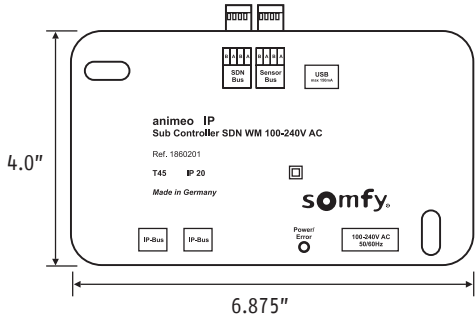


ELEMENT	FUNCTION
1	SDN Bus
2	Sensor Bus
3	Service
4	Animeo IP Network
5	Status Indicator
6	Power Input

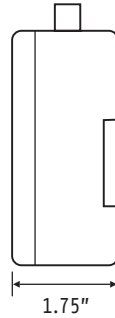
SDN Bus for motor & keypad connection
 SDN Bus for environmental sensor connection
 USB Connection for service
 10/100 Internal Network for connecting to Sub Controllers
 Solid Green = initial system boot up
 Rapid Green/Red Flash = configuration commit
 Green Flash* = system normal
 Red Flash = system has experienced an error (not failed)
 *Speed of flash indicates system load
 100V AC – 240V AC switching power supply

Dimensions:

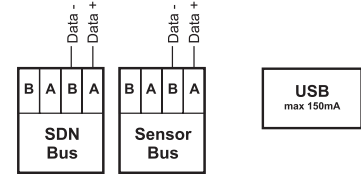
FRONT VIEW



SIDE VIEW



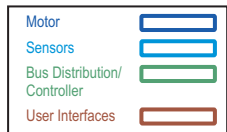
Cable Pinouts:



Wiring Best Practices:

- ALL Connections below: Category 5 or higher cable with a 568B pinout configuration.
- SDN Bus: The Building Controller should be placed within 30' of the SDN bus line.
- Sensor Bus: The sensor bus should not exceed 4,000' in total wire length.
- animeo IP Network: The animeo IP network should not exceed 330'

Component Types



Wiring Connection Types

