

Battery Powered FlexShade System by DRAPER

Please check all appropriate selections and attach room schedule with verified dimensions.

Select Fabric*

Color name, no. & openness

- Draper GreenScreen® Revive _____
- Draper SunBloc SB9000 _____
- Draper SunBloc SB9100 _____
- Ferrari Soltis 99® _____
- Mermet "E" Screen _____
- Mermet Flocké _____
- Mermet "M" Screen _____
- Mermet "S" Screen _____
- Mermet SilverScreen _____
- Mermet "T" Screen _____
- Mermet Vela _____
- Mermet Vizela _____
- Phifer SheerWeave® Basic _____
- Phifer SheerWeave® Infinity2 _____
- Phifer SheerWeave® PW3500/4100/4400 _____
- Phifer SheerWeave® PW4500/4600 _____
- Phifer SheerWeave® PW4550/4650 _____
- Phifer SheerWeave® PW4800 _____
- Phifer SheerWeave® SW2000/2100 _____
- Phifer SheerWeave® SW2400/2500/2600/2900 _____
- Phifer SheerWeave® SW2701/2703/2705/2710 _____
- Phifer SheerWeave® SW3000 _____
- Phifer SheerWeave® SW5000 _____
- Phifer SheerWeave® SW7000 _____
- Phifer SheerWeave® SW7100 _____
- Phifer SheerWeave® SW7500 _____
- Rockland Roc-Rol _____

*Please see Draper's Shade Fabric Reference Sheet for fabric colors and specifications.

Select Hardware

- No Hardware (Motor only for retrofit)
- Brackets (left hand only)
 - Inside/Outside
 - Ceiling
- Optional Fascia with Endcaps
- Optional Ceiling/Wall Headbox

Select Hardware Finish

- Clear Anodized (standard)
- Black Ivory
- White Charcoal Bronze

Select Installation Option

- Inside (head/sill, jamb/jamb)
- Outside (overlap opening)
- Do any units abut at mullions? Which?
- Do any units install in pocket at ceiling? Which?

Select Operator Location

Select right side (standard for fascia) or left side (required for brackets) as seen from inside the room, facing the window. Also indicate selection on room schedule.

- Right Side
- Left Side

Control Options

- 1-Channel Transmitter
 - 4-Channel Transmitter
 - 1-Channel Wall Switch
 - 4-Channel Wall Switch
 - Sun Sensor
 - Programmable Timer
- ## Select Battery Wand
- 12V Battery Wand
 - Reloadable Battery Wand (AA lithium batteries NOT INCLUDED)
 - NiMH Solar Rechargeable Battery Wand with Solar Recharge Panel

Select Fabric Orientation

- Regular Roll (from back of roller)
- Reverse Roll (from front of roller) [Not available with surface headbox]

Specifications

Equipment

Battery Operator: Drive unit inside roller, instantly reversible, lifetime lubricated. **Right hand motor location standard.** Left hand motor location also available with endcaps. Limit switches adjustable using wall switch or remote control. Operates on power provided by two 12V battery wands. Reloadable battery wand (AA lithium batteries NOT INCLUDED) and NiMH Solar Rechargeable Battery Wand with Solar Recharge Panel also available (for limitations see documentation at www.draperinc.com/go/BatteryPoweredShade.htm). Can be retrofitted to Draper manual shades.

Hardware

Rollers: 1½" dia., extruded aluminum. Roller assembly easily removable. **Mounting Brackets:** 1018 plated steel stamping universal bracket for mounting to wall, ceiling, or jamb. Brackets do not require additional adapters.

Roller Idler Assembly: Type 6/6 injected molded nylon and spring-loaded pin for easy installation and removal of the roller.

Slat: Aluminum, min. 1/8" x 1", encased in heat sealed hem.

Endcaps: 1028 steel stamping. 3¼" x 3¾". Complete with adapter roller bracket. Installs to wall, ceiling, or jamb. Accepts fascia or headbox. **Clear Anodized (standard)**, or black, white, ivory or bronze powder coat finish available.

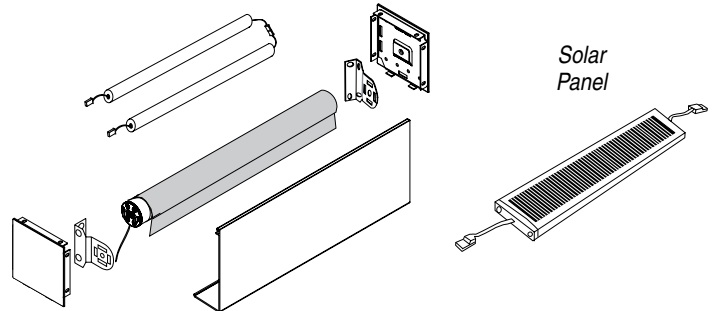
Endcap Covers: Plastic covers snap onto endcaps. Available in ivory, bronze, black or white to match fascia.

Fascia: L-shaped cover of extruded aluminum, .060 wall. Assembly snaps onto endcaps without exposed fasteners. **Clear Anodized (standard)**, black, white, ivory, or charcoal bronze finish available.

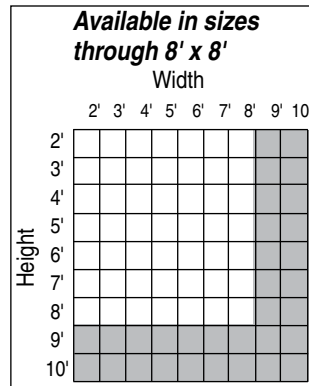
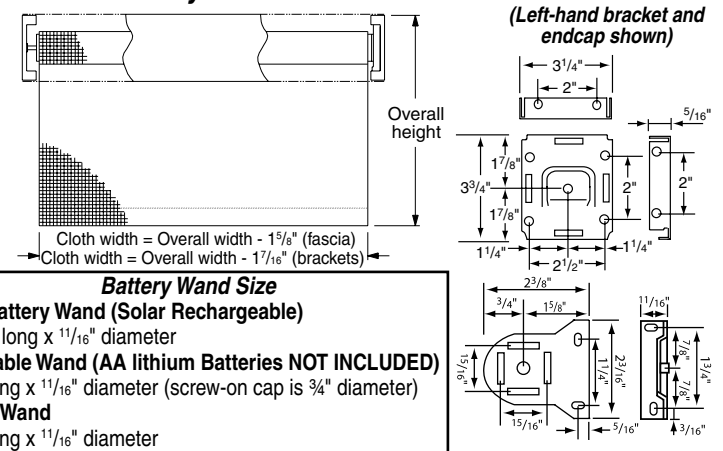
Headbox: Standard consists of fascia, L-shaped back/top cover. Assembly snaps onto endcaps. 3⅞" x 3⅞".

Please note: Dimensions of rollers, operators and hardware at manufacturer's discretion.

Battery Powered FlexShade



Battery Powered FlexShade Dimensions



PROJECT: _____

ARCHITECT: _____

CONTRACTOR: _____

SUPPLIER: _____

DATE: _____ REVISED: _____



411 S. Pearl St., Spiceland, IN 47385 USA ■ 765-987-7999

www.draperinc.com ■ fax 765-987-7142

Copyright © 2015 Draper Inc. Form BatteryPoweredFlexShade_Sub15 Printed in U.S.A.