

Paragon E

Large, ceiling-recessed screen designed for auditoriums and lecture halls.



SUBMITTAL TECHNICAL INFO

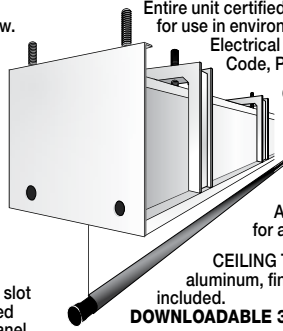
Specifications **Please check all appropriate selections and attach room schedule with verified dimensions.**

QUANTITY: _____ SIZE: _____ h. x _____ w.

Projection screens with electrically operated 110-120v AC 60 Hz, 3-wire motor mounted inside screen roller, 2.5 amp draw, instantly reversible, lifetime lubricated, with internal thermal overload protector and mechanical brake. Motor mounted with sound-absorbing fixtures. Left hand motor location only. Preset, accessible limit switches. J-box inside case accessible via 22 ga. steel cover plate. Entire roller and drive assembly easily removable through bottom of case. Roller to be 6" OD x 1/2" wall steel tube. Roller brackets to be painted white and to have double row radial ball bearings. Viewing surface to be flame and mildew resistant. Matt White XT1000E viewing surface is certified to GREENGUARD standards for low chemical emissions into indoor air during product usage. For more information, visit ul.com/gg. Dowel shall be 1/2" OD steel tube with black polyethylene endcaps.

Case constructed of extruded aluminum. Bottom of case fully enclosed except for slot allowing fabric passage. Bottom closure panel shall be extruded aluminum, finished white, and may be removed manually for access to roller and drive unit. Closure panel shall be held in place by screw and bracket at each end of case. Aluminum endplates with integrated steel brackets for suspended mounting shall be fastened to extruded case with thread-cutting screws. Eyebolts shall be provided for use in hoisting screen. Case support brackets shall be welded steel channel, riveted to exterior of case.

Three-position control switch (or switches—specify number) shall stop or reverse screen at any point. Controls to be furnished complete with cover plate.



Entire unit certified by Underwriters' Laboratories, Inc. for the U.S. and Canada. Suitable for use in environmental air space in accordance with Section 300-22 (c) of the National Electrical Code, and Sections 2-128, 12-010 (3) and 12-100 of the Canadian Electrical Code, Part 1, CSA C22.1. U.S. Patent No. 6,873,461.

OPTIONS:

WALL MOUNT BRACKET KIT: Kit includes two structural steel brackets and hardware to attach brackets to case. Hardware for mounting to wall structure by others.

ENDCAP CEILING TILE FLANGE KIT: Extruded aluminum, finished white. Attaches to endcaps. Each kit contains two (2) flange pieces and hardware for attaching trim flanges to endcaps.

CEILING TILE FLANGE FOR FRONT OF CASE: Each kit includes 12' extruded aluminum, finished white. Attaches to front of case. Hardware for attachment to case included.

DOWNLOADABLE 3-PART SPECIFICATIONS: available at www.draperinc.com

Please note: Dimensions of rollers, operators, and hardware at manufacturer's discretion.

Select Case Color

- White (standard)
- Black (optional)



Select Viewing Surface:

- Matt White XT1000E (1.0 gain); GREENGUARD Gold certified
- Other _____

Select Motor and Controls

Standard Voltage Motor and Control Options:

- 110-120V AC (standard)

Please Note: These motors come with one 110V-120V AC 3-position wall switch (silver wall plate with black rocker).

Total number of 110-120V AC switches: _____ (operate independently)

High-Voltage Switch Options

- Substitute white switch(es) for silver wall plate with black rocker
 - Optional Key Operated Switch:
 - Power Supply Key Switch (On-off) (KS-1)
 - 3-Position Key Control (KS-3)

Low-Voltage Motor and Control Options:

- External LVC-IV (Low-Voltage Control Module)

Select Control Options for Low-Voltage from below:

- 24 Volt 3-Button Switch (Number of 24V switches: _____)
- Radio Frequency Remote Control (only with 24V)
- Infrared Remote Control (only with 24V)
- Optional Key Operated Switch:
 - 3-Position Switch with Hinged Key-Locking Coverplate (SP-KPS-1)
 - 3-position Key Control (SP-KSM)

Select Motor Location

- Left end (standard)
- Right end

Optional Accessories

- Additional Drop _____
- Total Drop _____
 - Black (standard)
 - Same color as viewing surface (Total screen height cannot exceed 24')
- Wall Mount Bracket Kit
- Endcap Ceiling Tile Flange Kit (2 per kit)
- Ceiling Tile Flange for front and/or rear of case (12' lengths)
Total number of 12' lengths needed: _____

Dimensions and Data

16:10 Format

| Nominal Diagonal | Image Area | Overall Size | Case Length | Net Wt. (lbs.) | Qty. |
|------------------|--------------|--------------|-------------|----------------|------|
| 278" | 147½" x 236" | 152½" x 240" | 250" | 440 | |
| 307" | 162½" x 260" | 167½" x 264" | 274" | 484 | |
| 335" | 177" x 284" | 182" x 288" | 298" | 528 | |
| 363" | 192½" x 308" | 197½" x 312" | 322" | 572 | |
| 392" | 207½" x 332" | 212½" x 336" | 346" | 616 | |

16:9 HDTV Video Format

| Nominal Diagonal | Image Area | Overall Size | Case Length | Net Wt. (lbs.) | Qty. |
|------------------|-------------|--------------|-------------|----------------|------|
| 270" | 133" x 236" | 138" x 240" | 250" | 440 | |
| 300" | 146" x 260" | 151" x 264" | 274" | 484 | |
| 324" | 160" x 284" | 165" x 288" | 298" | 528 | |
| 354" | 173" x 308" | 178" x 312" | 322" | 572 | |
| 384" | 187" x 332" | 192" x 336" | 346" | 616 | |

4:3 NTSC Video Format

| Nominal Diagonal | Image Area | Overall Size | Case Length | Net Wt. (lbs.) | Qty. |
|------------------|-------------|--------------|-------------|----------------|------|
| 25" | 177" x 236" | 182" x 240" | 250" | 440 | |
| 27'6" | 194" x 260" | 198" x 264" | 274" | 484 | |
| 30' | 212" x 284" | 217" x 288" | 298" | 528 | |
| 32'6" | 230" x 308" | 235" x 312" | 322" | 572 | |
| 35' | 248" x 332" | 253" x 336" | 346" | 616 | |

AV Format

| Size H x W | Case Length | Net Wt. (lbs.) | Qty. |
|-------------|-------------|----------------|------|
| 15' x 20' | 250" | 440 | |
| 20' x 20' | 250" | 450 | |
| 11' x 22' | 274" | 484 | |
| 16'6" x 22' | 274" | 494 | |
| 22' x 22' | 274" | 504 | |
| 12' x 24' | 298" | 528 | |
| 18' x 24' | 298" | 538 | |
| 24' x 24' | 298" | 548 | |
| 13' x 26' | 322" | 572 | |
| 19'6" x 26' | 322" | 582 | |
| 14' x 28' | 346" | 616 | |
| 21' x 28' | 346" | 626 | |

Custom Size (available up to 168" x 168")

| | | | | | |
|--|--|--|--|--|--|
| | | | | | |
|--|--|--|--|--|--|

Case Dimensions 13¼" high x 12" deep. Optional wall mounting brackets extend 1¾" beyond each end of case (hole centers are 1" from end of case).

PROJECT: _____

ARCHITECT: _____

CONTRACTOR: _____

SUPPLIER: _____

DATE: _____ REVISED: _____



Draper, Inc. | 411 S. Pearl St. Spiceland, IN 47385
draperinc.com | 765.987.7999 | 800.238.7999

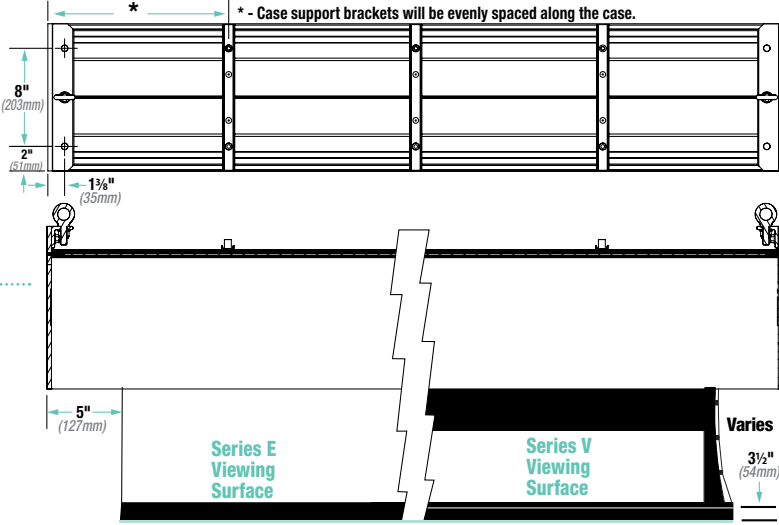
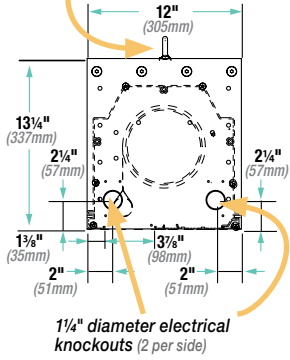
© 2023 All Rights Reserved | FORM: ParagonE_Sub23-R

Dimensions

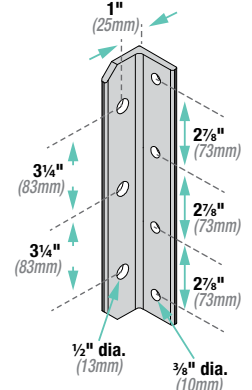
| Case Width | No. of Intermediate Brackets |
|-------------------|------------------------------|
| < 96" | 0 |
| > 96" and < 180" | 1 |
| > 180" and < 240" | 2 |
| > 240" and < 346" | 3 |

Brackets are equally spaced from each other and each end. For example, if the case length is 202" (5.13m), then each of the two brackets will be placed approximately 67.33" (1.71m) from each end [with 67.33" (1.71m) between them].

Eyebolt, 1/2"-13 THD x 1 1/2" LG.
Min. workload limit 2400 Lb.



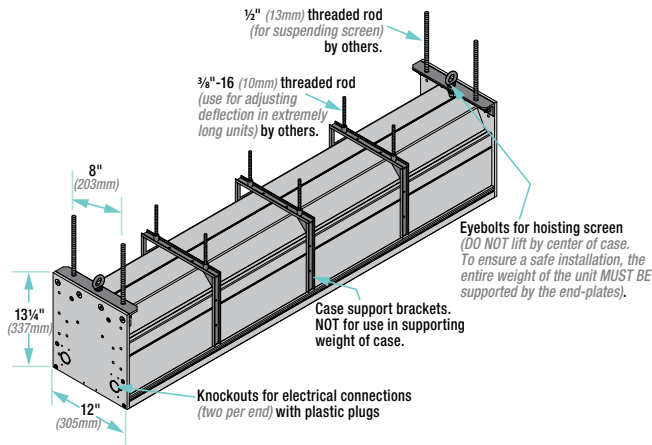
Optional Wall Mounting Bracket



Please Note: Optional wall brackets add 1 3/4" per bracket to case length. Wall mounting bracket hole location is 1" from end of case.

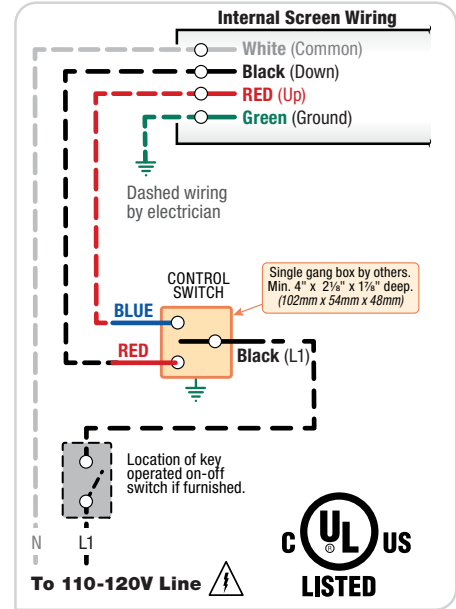
Methods of Installation

Paragon/Series V cases longer than 300" require special handling.



Wiring Diagram

110-120V Motor and Quiet Motor Single Station Control



Low Voltage, IR Remote, RF Remote, Serial or Network Control (LVC-IV) (External Only)

WIRING DIAGRAM - External LVC-IV (Low-Voltage Control Module)

