

Access M

Manually-operated ceiling-recessed projection screen

SUBMITTAL TECHNICAL INFO

Specifications *Please check all appropriate selections and attach room schedule with verified dimensions.*

QUANTITY: _____ **SIZE:** _____ h. x _____ w.
manually-operated ceiling-recessed front projection screen.

MANUAL OPERATOR: Spring roller. Pull cord attached to dowel. Optional removable aluminum operating pole available in 4' (122 cm) and 6' (183 cm) lengths.

CASE: 18-gauge steel housing with stamped 13-gauge steel endcaps. Case size 7 $\frac{3}{8}$ inches (19 cm) high and 8 $\frac{3}{8}$ inches (20 cm) deep. UL approved "Suitable for use in environmental air space". Steel leveling brackets are attached to case to prevent deflection. Bottom closure panel forms slot for passage of viewing surface and can be released to hang down or be removed for access to viewing surface. Bottom perimeter flange provides support and trim for acoustical ceiling panels or gypsum board ceiling.

FINISH: White painted finish (standard). Black available.

ROLLER: 3" (76mm) dia. Metal roller with heavy-duty spring and mounted on zinc plated brackets with double row radial ball bearings. Roller/fabric assembly may be installed in case at factory or job site. Brackets supporting roller/fabric assembly slides in track inside the top of the case, allowing viewing surface to be centered in case regardless of screen size.

VIEWING SURFACE ATTACHMENT: Viewing surface attached to roller using double-sided tape. Bottom of viewing surface attached to weighted dowel.

VIEWING SURFACE: Fire retardant and mildew resistant. Matt White XT1000E, Contrast Grey XH800E viewing surfaces are certified to GREENGUARD GOLD standards for low chemical emissions into indoor air during product usage. For more information, visit ul.com/gg. Viewing surface to be flame and mildew resistant.

PLEASE NOTE: Matt White XT1000E surfaces up to 10' (305cm) high will be seamless.

Select Case Color

- White (standard)
- Black (optional)

Optional Accessories

- Additional set of mounting brackets for alternate mounting (see page 2)
- Extra Drop (12" [30.5cm])
 - Black (standard)
 - Same color as viewing surface
 - Length of Total Drop: _____
(Total screen height cannot exceed 12' [366cm])
- Black Masking Borders
(Optional on AV format, standard on all others)
- Aluminum Operating Pole
 - 4' (122cm) Long
 - 6' (183cm) Long

Select Viewing Surface:

- Matt White XT1000E (1.0 gain): GREENGUARD Gold certified
- Contrast Grey XH800E (0.8 gain): GREENGUARD Gold certified
- Contrast White XH1100E (1.1 gain)
- Argent White XH1500E (1.5 gain)



MOUNTING: Case may be mounted with $\frac{3}{8}$ " (9.5mm) threaded rod, with lag screws through brackets, or with wire in a grid ceiling. Mounting brackets slide in channels on top of case, allowing brackets to be moved somewhat to avoid interference with conflicting building structures. Brackets may be locked in position by tightening bolts. Brackets may also be angled to meet installation requirements. Attachment hardware provided by installer.

PATENT INFORMATION:

<http://www.draperinc.com/legal/patents>

DOWNLOADABLE 3-PART SPECIFICATIONS:

www.draperinc.com/documents.aspx

Please note: Dimensions of rollers, operators, and hardware at manufacturer's discretion.



Dimensions & Data

NOMINAL DIAGONAL	IMAGE AREA [H X W]	OVERALL SIZE	CASE LENGTH ¹	NET WT.	QTY.
16:10 Format					
137" (348cm)	72 $\frac{1}{2}$ " x 116" (184.2cm x 294.6cm)	76 $\frac{1}{2}$ " x 120" (194.3cm x 304.8cm)	126" (320cm)	87 lb (39.5kg)	
165" (419.1cm)	87 $\frac{1}{2}$ " x 140" (222.2cm x 355.6cm)	92 $\frac{1}{2}$ " x 144" (235cm x 365.8cm)	150" (381cm)	142 lb (64.4kg)	
16:9 HDTV Format					
133" (337.8cm)	65" x 116" (165.1cm x 294.6cm)	69" x 120" (175.3cm x 304.8cm)	126" (320cm)	94 lb (42.6kg)	
161" (408.9cm)	79" x 140" (200.7cm x 355.6cm)	84" x 144" (213.4cm x 365.8cm)	150" (381cm)	162 lb (73.5kg)	
4:3 NTSC Video Format					
150" (381cm)	87" x 116" (221cm x 294.6cm)	92" x 120" (233.7cm x 304.8cm)	126" (320cm)	89 lb (40.4kg)	
15" (457.2cm)	105" x 140" (266.7cm x 355.6cm)	109" x 144" (276.9cm x 365.8cm)	150" (381cm)	142 lb (64.4kg)	
Custom Size					

SIZE [H X W]	CASE LENGTH ¹	NET WT.	QTY.
AV Format			
8' x 10' (243.8cm x 304.8cm)	126" (320cm)	88 lb (39.9kg)	
10' x 10' (304.8cm x 304.8cm)	126" (320cm)	93 lb (42.2kg)	
9' x 12' (274.3cm x 365.8cm)	150" (381cm)	142 lb (264.4kg)	
12' x 12' (365.8cm x 365.8cm)	150" (381cm)	162 lb (73.5kg)	
Custom Size			

¹ Case lengths include 1" (25mm) flange on each end of case. Subtract 1 $\frac{1}{4}$ " (32mm) for rough ceiling cutout length.



Draper, Inc. | 411 S. Pearl St. Spiceland, IN 47385
draperinc.com | 765.987.7999 | 800.238.7999
© 2021 All Rights Reserved | FORM: AccessM_Sub21

PROJECT: _____

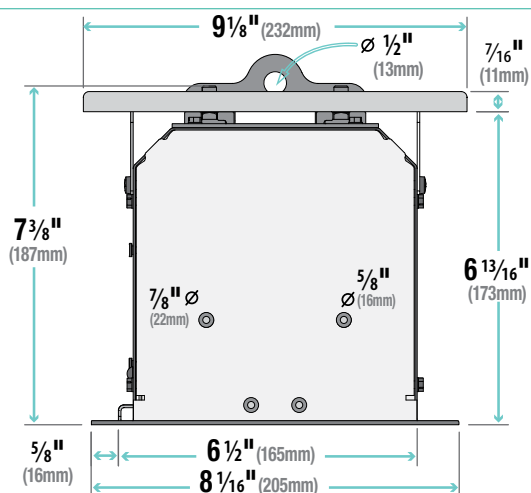
ARCHITECT: _____

CONTRACTOR: _____

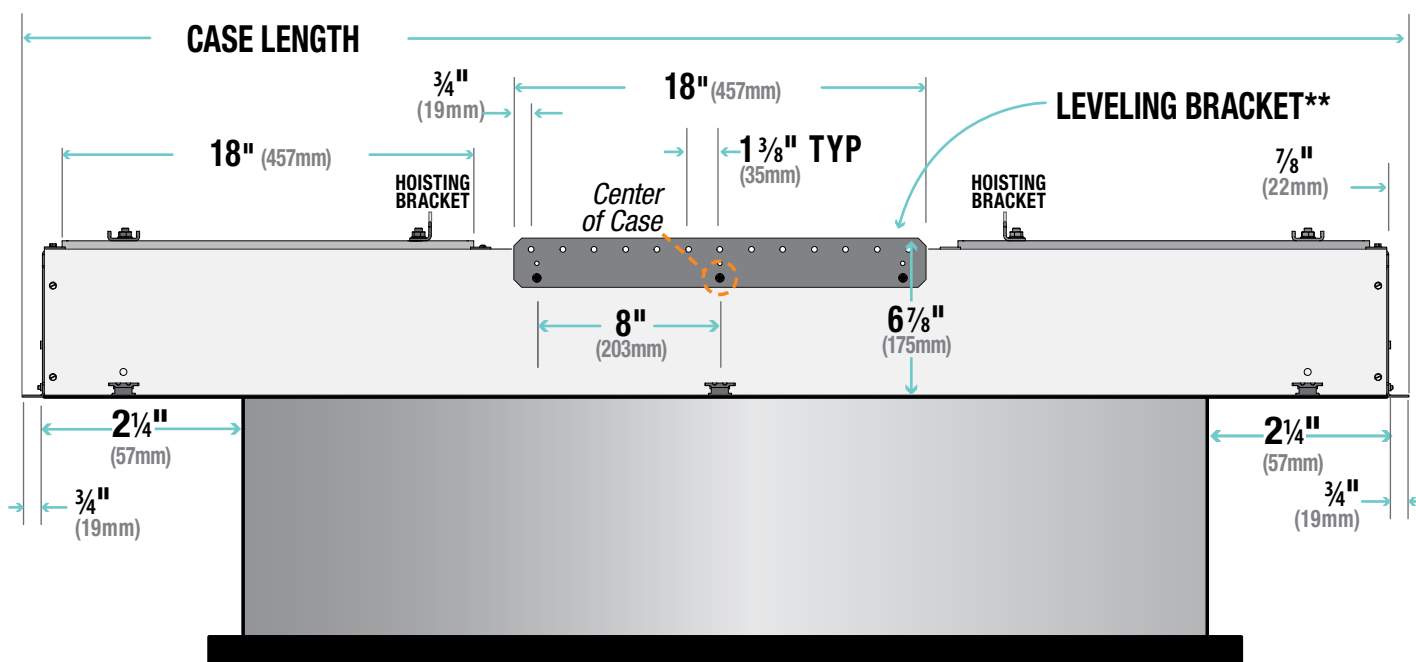
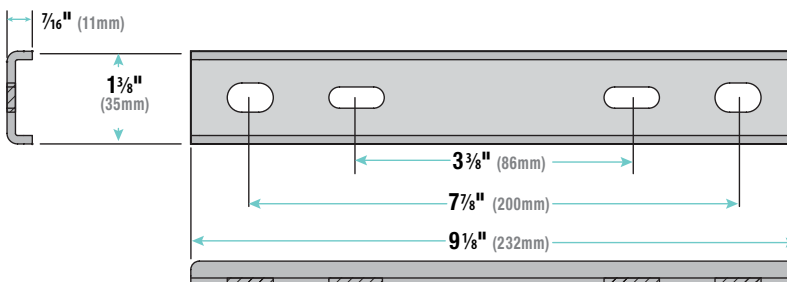
SUPPLIER: _____

DATE: _____ REVISED: _____

Case Dimensions and Methods of Installation



Mounting Bracket Dimensions



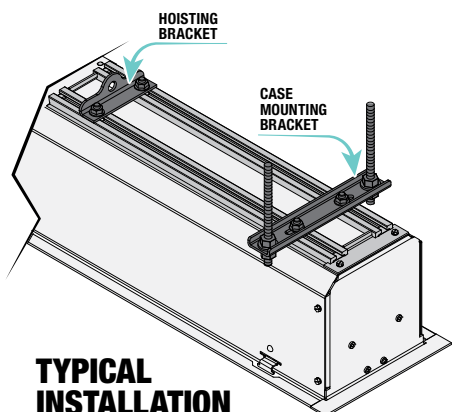
• For minimum length of ceiling cutout: subtract 1 1/4" (32mm) from case length (measured from outer edge of flanges).

• For minimum width of cutout (front to back): see case width dimensions below.

• **Leveling bracket is used to level the case and should NOT be used to support the weight of the unit.

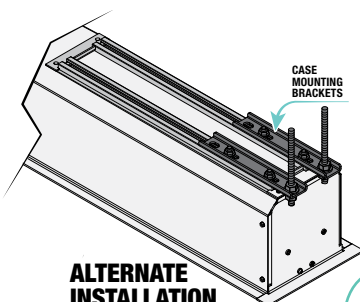
• The leveling bracket is screwed to the side of the case and remains stationary. Hardware used for leveling provided by others.

• There are several knock-outs in the screen housing to allow the Leveling Bracket to be adjusted laterally up to 16" (40.6cm) in either direction.



TYPICAL INSTALLATION

With typical installation, brackets may be angled to meet installation requirements.



ALTERNATE INSTALLATION

Additional set of brackets required, but **NOT** included.

PROJECT: _____

ARCHITECT: _____

CONTRACTOR: _____

SUPPLIER: _____

DATE: _____ REVISED: _____