

StageScreen

Modular Truss
Projection Screen

by **DRAPER**



Specifications—StageScreen

StageScreen projection screens, size _____ h. x _____ w. StageScreen consists of extruded aluminum frame with (silver anodized/black) finish, viewing surface with pouch, protective floor tarps and carrying cases. Optional leg kits include frame pieces for two legs, clamps to attach legs to frame, and any necessary additional carrying cases. The 8" truss frame shall be completely modular. All available sizes of StageScreen are to be built from combinations of six standard frame sections (including optional legs). Frame sections shall be color-coded. Viewing surface attaches to frame using attached DuraLoop™ bungee cord loops with nylon pull-tabs. The viewing surface shall be framed by black borders on all four sides. Patent pending.

Please Check All Appropriate Selections

Select Screen Option

- Complete Screen
Size (VA) _____
- Multiple sizes from kit
Sizes (VA) you wish to build from single kit: _____

Select Frame Finish

- Silver Anodized
- Black

Select Viewing Surface

- Black-Backed Matt White XT1000VBF (1.0 gain)
- Rear Projection Surface: Optional _____
- Other: _____

Select Installation

- Optional Wall Mounting Bracket for Permanent Wall Mount
- Suspended Mount
- Optional Legs for portable use

Select Individual Pieces for Building Custom Sizes*

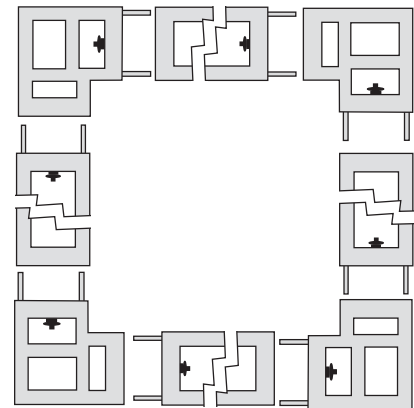
- 2' (Yellow) Frame Section How Many? _____
- 3' (Red) Frame Section How Many? _____
- 3'6" (Green) Frame Section How Many? _____
- 4' (Blue) Frame Section How Many? _____
- 5' (Orange) Frame Section How Many? _____
- 6' (Purple) Frame Section How Many? _____
- Frame Corner How Many? _____
- Leg T-Section How Many? _____
- Frame Stiffener Bar How Many? _____
- Double Frame Stiffener Bar How Many? _____
- Leg Attachment Clamp How Many? _____
- Anti-Sway Stabilizer How Many? _____
- Carrying Case How Many? _____
- Tarp How Many? _____
- Center T-Support (top) How Many? _____
- Center T-Support (bottom) How Many? _____

*Contact Draper or go to www.draperinc.com/stagescreen/build.aspx for information on calculating pieces required for building a custom size.

Dimensions & Data

Nominal Diagonal	Viewing Area (Feet)	Viewing Area (Inches)	Overall Area (Inches)	Net Wt. (lbs)	Qty
NTSC Video Format (4:3)					
120"	6' x 8'	72" x 96"	88½" x 112½"	114	
150"	7'6" x 10'	90" x 120"	106½" x 136½"	124	
180"	9' x 12'	108" x 144"	124½" x 160½"	148	
210"	10'6" x 14'	126" x 168"	142½" x 184½"	201	
240"	12' x 16'	144" x 192"	160½" x 208½"	228	
270"	13'6" x 18'	162" x 216"	178½" x 232½"	244	
300"	15' x 20'	180" x 240"	196½" x 256½"	281	
360"	18' x 24'	216" x 288"	232½" x 304½"	328	
450"	22'6" x 30'	270" x 360"	286½" x 376½"	436	
600"	30' x 40'	360" x 480"	376½" x 496½"	644	
HDTV Format (16:9)					
110"	4' 6" x 8'	54" x 96"	70½" x 112½"	83	
138"	5'7½" x 10"	67½" x 120"	88½" x 136½"	121	
165"	6'9" x 12'	81" x 144"	100½" x 160½"	129	
193"	7'10½" x 14'	94½" x 168"	112½" x 184½"	138	
220"	9' x 16'	108" x 192"	124½" x 208½"	170	
248"	10'1½" x 18'	121½" x 216"	142½" x 232½"	178	
275"	11'3" x 20'	135" x 240"	154½" x 256½"	207	
330"	13'6" x 24'	162" x 288"	178½" x 304½"	282	
413"	16'10½" x 30'	202½" x 360"	220½" x 376½"	388	
551"	22'6" x 40'	270" x 480"	286½" x 496½"	529	
16:10 Format					
113"	5' x 8'	60" x 96"	76½" x 112½"	89	
142"	6'3" x 10'	75" x 120"	94½" x 136½"	119	
170"	7'6" x 12'	90" x 144"	106½" x 160½"	131	
198"	8'9" x 14'	105" x 168"	124½" x 184½"	163	
226"	10' x 16'	120" x 192"	136½" x 208½"	178	
255"	11'3" x 18'	135" x 216"	154½" x 232½"	191	
283"	12'6" x 20'	150" x 240"	166½" x 256½"	207	
340"	15' x 24'	180" x 288"	196½" x 304½"	304	
425"	18'9" x 30'	225" x 360"	244½" x 376½"	420	
566"	25' x 40'	300" x 480"	316½" x 496½"	579	
Multi-Format					
—	12' x 40'	144" x 480"	160½" x 496½"	424	
—	15' x 50'	180" x 600"	196½" x 616½"	577	
—	18' x 60'	216" x 720"	232½" x 736½"	691	
Custom Size					

Modular Frame Assembly Detail



See Page 2 for photo details of modular frame pieces

DRAPER®

411 S. Pearl St., Spiceland, IN 47385 USA ■ 765-987-7999
www.draperinc.com ■ fax 765-987-7142
Copyright © 2012 Draper Inc. Form StageScreen_Sub12-R Printed in U.S.A.

PROJECT: _____

ARCHITECT: _____

CONTRACTOR: _____

SUPPLIER: _____

DATE: _____ REVISED: _____


Adjustment knobs and labels on each modular frame piece are color-coded to match up with color-coded assembly guides which are provided with each frame.



T Center Support (Top)




T Center Support (bottom)



Leg T-Section



Leg Attachment Clamp



Frame Corner



Frame Stiffener Bar



2' (Yellow) Frame Section



3' (Red) Frame Section



36" (Green) Frame Section



4' (Blue) Frame Section



5' (Orange) Frame Section



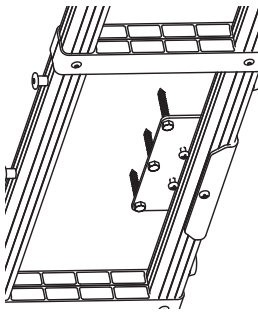
6' (Purple) Frame Section



Anti-Sway Stabilizer



Double Stiffener



Wall Mounting Bracket