

FlexShade[®] Recharge

Rechargeable motorized window shade with no wiring or electrician needed

SUBMITTAL TECHNICAL INFO

Please check all appropriate selections and attach room schedule with verified dimensions.

FLEX RECHARGE

Fabric Series: _____

Color Name / Number: _____

Openness Factor: _____

Please see [Fabric Options](#) on the [Draper[®]](#) website for fabric colors and specifications.

Select Number of Shades per Unit

- Single Roller (standard)
- Dual Roller (Supplemental Fabric & Hardware Sheet required)

Please Note: If specifying a Dual Roller FlexShade[®], please attach the [Standard Dual Roller Motorized FlexShade Submittal](#).

Select Fabric Orientation

- Standard Roll (from back of roller)
- Reverse Roll (from front of roller)

Select Single Roller Hardware

- Universal Brackets (ceiling / wall / inside / outside)
- Endcaps Only
- Endcaps with Fascia

Headbox

- Ceiling / Wall (surface headbox)
- Pocket Style
- Type "D" Pocket with Tile Lip (white only)
- Custom Headbox

Wall Clip

- With Ceiling Tile Lip
- Without Ceiling Tile Lip

Closure Panel for Type "D" Pocket or Wall Clip

- 1 1/2" (38mm)
- 3" (76mm) (recommended)
- 5" (127mm) (for Wall Clip and Custom Headbox only)

"L", "U" or "H" Channels for Light Gap Reduction

- Aluminum "L" Angle
- Vinyl "L" Angle
- Aluminum "U" Channel
- Channel Liners
- Aluminum "H" Channel (used with coupled shades)

Select Hardware Finish (does not apply to type "D" Headbox)

- Clear Anodized (standard)
- Ivory
- Black
- Bronze
- White
- Custom (contact Draper[®])

Select Slat Style

- Closed Pocket: 1" (25mm) elliptical (standard)
- Open Pocket: 1" (25mm) elliptical (standard)
- Small Flat Exposed Hem Bar
- Large Flat Exposed Hem Bar
- Round Exposed Hem Bar
- 3/16" (4.7mm) Tube
- 1" (25mm) Steel Oval Slat
- 5/8" (15.9mm) Tube
- Guide Cable Hem Bar
- None

Select Motor Location

As seen from **INSIDE** the room facing the window. Also indicate on room schedule.

- Right Side (standard)
- Left Side (optional)

Select Recharge Controls

- 12' (3.66m) Recharge Cable
- USB Wall Charger- 5V, 2A, White US Plug Universal
- Solar Panel Version 2 for Recharge Battery Motors
- Recharge RF 1 Channel Remote
- C107.096 Recharge Motor Cable Extender, 48" (122cm) (12V motors ONLY)
- C107.094 Recharge Motor Cable Extender, 96" (244cm) (12V motors ONLY)
- C156.260 Recharge RF 15 Channel Remote
- C112.156 Recharge RF 5 Channel Surface Mount Switch
- C112.157 Recharge RF 1 Channel Switch (cut-in)
- C112.158 Recharge RF 2 Channel Switch (cut-in)
- C112.159 Recharge RF 15 Channel Switch (cut-in)
- C010.534 Screwless Switch Cover Plate
- C232.014 Recharge Sun Sensor
- C156.264 Recharge 1 Channel Dry Contact Interface
- C156.308 Pulse 2 Hub
- C072.057 ARC Repeater
- C088.005 USB Wall Charger for ARC Repeater
- C103.147 ARC Serial Kit
- C072.061 Recharge RF Push 5 Channel Remote (white)
- C072.062 Recharge RF Push 5 Channel Remote (black)
- C107.137 8" (203mm) USB Cable Extender

Available Sizes:

WIDTH:	2'	3'	4'	5'	6'	7'	8'	9'	10'	11'	12'
HEIGHT	2'										
3'											
4'											
5'											
6'											
7'											
8'											
9'											
10'											
11'											
12'											

* Sizes requiring large endcaps/brackets will vary according to fabric.
 Small endcaps/brackets and 2" (51mm) roller are recommended.
 Large endcaps/brackets and 3" (76mm) roller may be required.



PROJECT: _____

ARCHITECT: _____

CONTRACTOR: _____

SUPPLIER: _____

DATE: _____ REVISED: _____

Specifications

BATTERY OPERATOR: Drive unit inside roller, instantly reversible, lifetime lubricated. Right-hand motor location standard. Left-hand motor location also available. Limit switches adjustable using wall switch or remote control. Can be retrofitted to Draper® manual shades.

HARDWARE

ROLLERS: Extruded aluminum. Roller assembly easily removable.

- 1 ½" (38mm) dia. x .065" (1.7mm) wall
- 2" (51mm) dia. x .080" (2mm) wall
- 2 ½" (64mm) dia. x .024" (.6mm) wall

MOUNTING BRACKETS: 1018 plated steel stamping. Sizes 2 ¾" (60mm) and 3" (76mm). Styles for mounting to wall, ceiling, or jamb. Brackets do not require additional adapters.

ROLLER IDLER ASSEMBLY: Fiberglass reinforced polyester thermopolymer (PBT), with spring-loaded pin to interlock with mounting bracket.

SLAT: Aluminum, min. ⅛" (3.2mm) x 1" (25mm), encased in heat sealed hem.

ENDCAPS: 1018 steel stamping. 2 sizes: 3 ¼" x 3 ¾" (83mm x 95mm) and 4 ½" x 4 ½" (114mm x 114mm). Complete with adapter roller bracket. Installs to face, ceiling, or jamb. Accepts box covers and fabric guide.

ENDCAP COVERS: Plastic covers snap onto endcaps. Available in ivory, bronze, black, or white to match fascia.

FASCIA: L-shaped cover of extruded aluminum, .060 (1.5mm) wall. Assembly snaps onto endcaps without exposed fasteners. Available in clear anodized (standard), black, white, ivory, or bronze powder coat finish.

HEADBOX: Standard consists of fascia, L-shaped back/top cover. Assembly snaps onto endcaps. Optional, for pocket installation, includes a U-shaped back/top/front cover with removable bottom closure panel. Small size: 3 ¾" x 3 ⅞" (87mm x 100mm). Large size: 4 ⅞" x 4 ⅞" (119mm x 119mm). Some exposed fasteners required. Available in clear anodized (standard), black, white, ivory, or bronze powder coat finish.

TYPE D POCKET: Type D Shade Pocket, fabricated of metal for perimeter installation. Accepts shades installed with ceiling brackets. Finished in white paint. 5" x 5 ⅞" x .125" (127mm x 137mm x 3.2mm) with ⅞" (22mm) tile support lip and removable bottom closure.

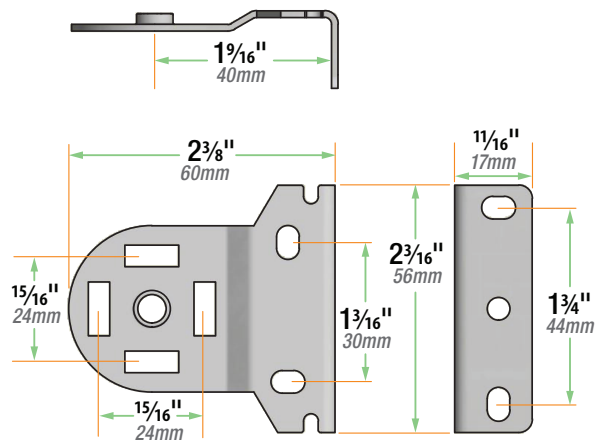
DOWNLOADABLE 3-PART SPECIFICATIONS: available at www.draperinc.com.

Please note: Dimensions of rollers, operators, and hardware at manufacturer's discretion.

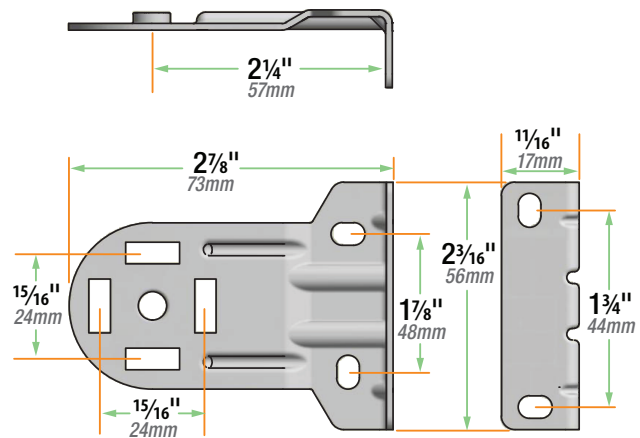
Hardware Selections

Please Note: Brackets and endcaps have the only attachment points for mounting a FlexShade® Recharge. Optional fascia and headbox have a thickness of ⅛" (1.6mm).

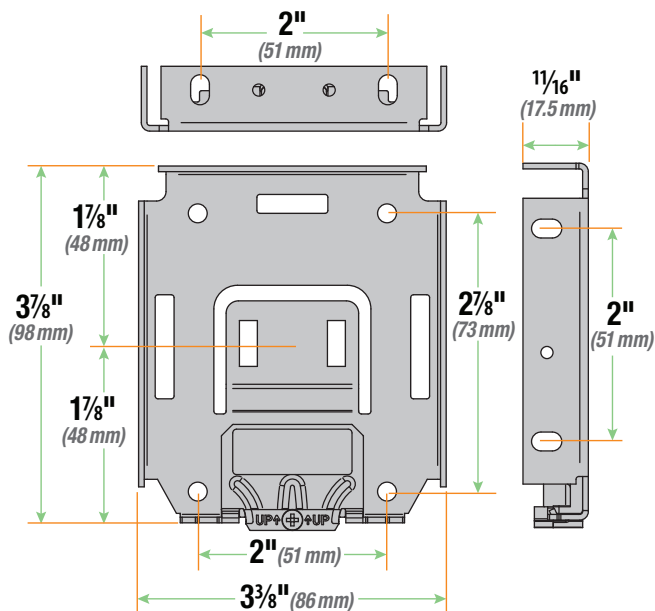
Small Brackets



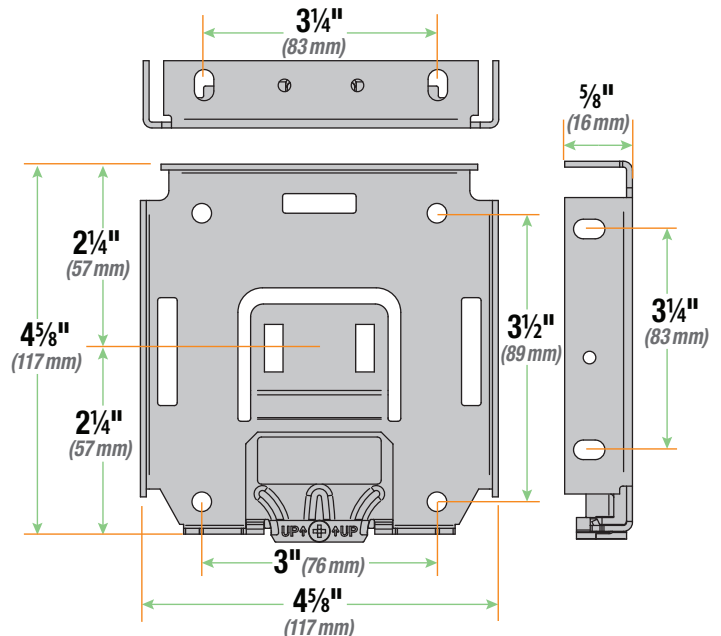
Large Brackets



Small Endcap

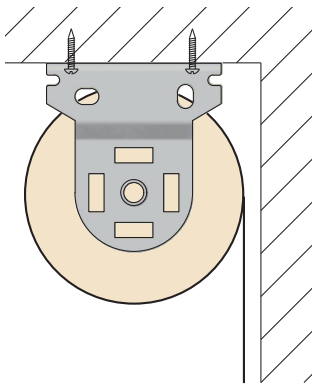


Large Endcap

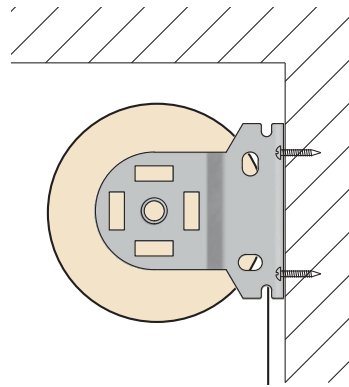


Hardware Selections *(continued)*

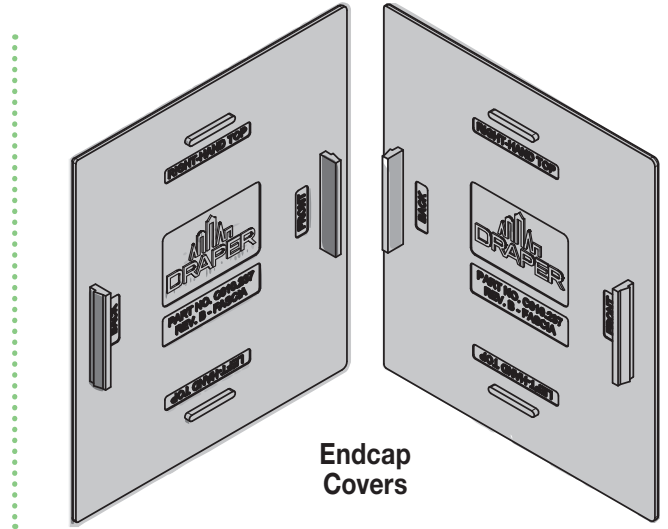
Pleade Note: Brackets and endcaps have the only attachment points for mounting a FlexShade® Recharge. Optional fascia and headbox have a thickness of 1/16" (1.6mm).



**Brackets Only,
Ceiling Mount**



**Brackets Only,
Wall Mount**



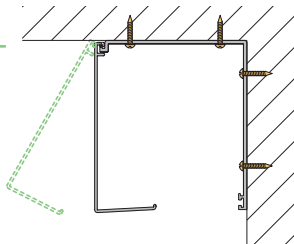
**Endcap
Covers**

Headbox Installation Options

Surface Headbox

Consists of:

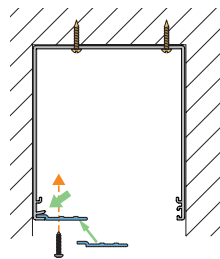
- Fascia
- Back/Top Cover
- Ceiling/Wall Endcaps



Pocket Style Headbox

Consists of:

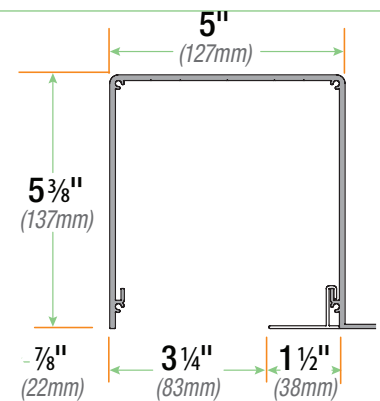
- Extruded Pocket
- Bottom Closure Panel
- Ceiling/Wall Endcaps:
SMALL SIZE: 3 1/16" x 3 7/16"
 (100mm x 87mm)
LARGE SIZE: 4 1/16" x 4 1/16"
 (119mm x 119mm)



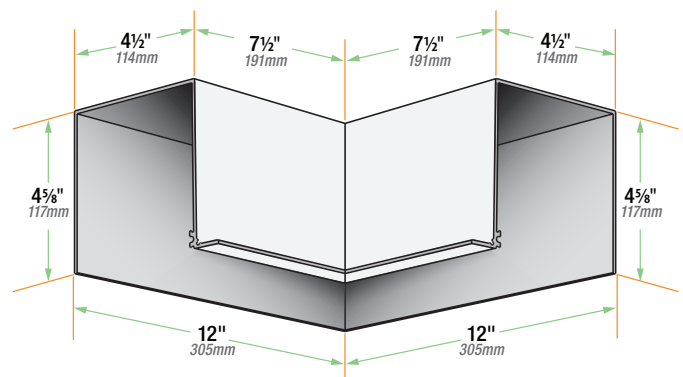
Type D Pocket

Consists of:

- Fabricated aluminum pocket
- A lip supports lay-in ceiling
- Pre-welded corners and ends available
- Ends with or without support lip

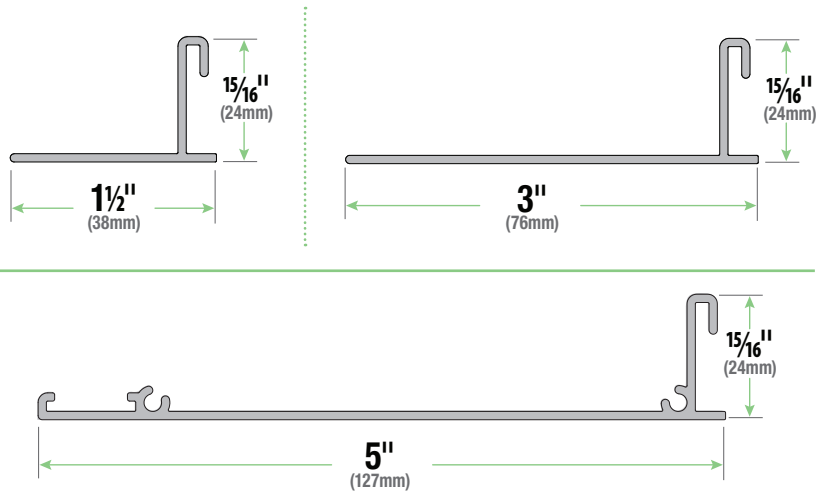


Typical pre-welded corner section *(not to scale)*

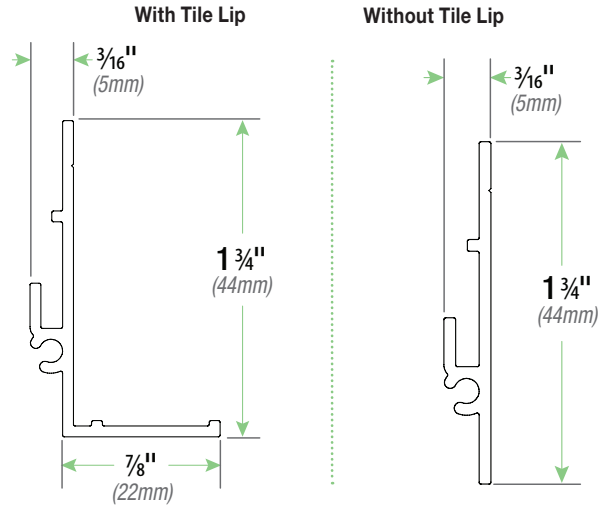


Wall Clip and Closure Options

Closure Options

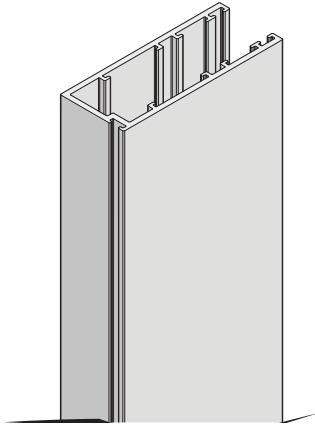


Wall Clip Options

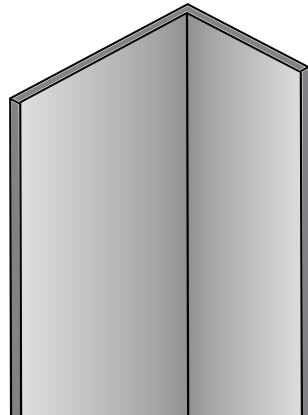


Mounting Hardware Selections

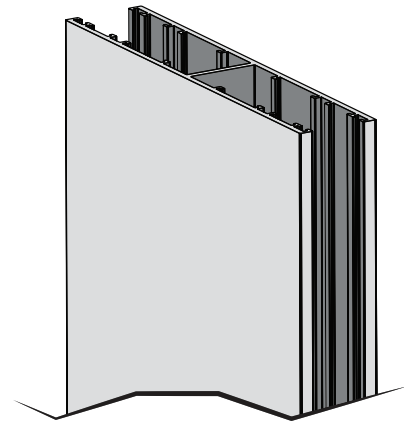
"U" Channel



"L" Angle



"H" Channel



Dimensions

