

Please check all appropriate selections and attach room schedule with verified dimensions.

Specifications

QUANTITY: _____ **SIZE:** _____ h. x _____ w.

StageScreen® consists of extruded aluminum frame with (silver anodized/black) finish, viewing surface with pouch, protective floor tarps and carrying cases. Optional leg kits include frame pieces for two legs, clamps to attach legs to frame, and any necessary additional carrying cases.

The 8" (203 mm) truss frame shall be completely modular. All available sizes of StageScreen are to be built from combinations of six standard frame sections (including optional legs). Frame sections shall be color-coded.

Viewing surface attaches to frame using attached DuraLoop™ bungee cord loops with nylon pull-tabs. The viewing surface shall be framed by black borders on all four sides.

Patent information available at www.draperinc.com/legal/patents.

Specifications subject to change without notice.

Downloadable 3-part specifications: available at www.draperinc.com

Please note: See pages 2 and 3 for photo details of modular frame pieces.



Select Screen Option

- Complete Screen
Size (viewing area): _____
- Multiple sizes from kit
Sizes (VA) you wish to build from single kit: _____

Select Frane Finish

- Black (standard)
- Silver Anodized

Select Installation

- Optional Wall Mounting Bracket for Permanent Wall Mount
- Suspended Mount
- Optional Legs for portable use

Select Individual Pieces for Building Custom Sizes*

- 2' (61 cm) (Yellow) Frame Section-How Many? _____
- 3' (91 cm) (Red) Frame Section-How Many? _____
- 3'6" (107 cm) (Green) Frame Section-How Many? _____
- 4' (122 cm) (Blue) Frame Section-How Many? _____
- 5' (152 cm) (Orange) Frame Section-How Many? _____
- 6' (183 cm) (Purple) Frame Section-How Many? _____
- Frame Corner-How Many? _____
- Leg T-Section-How Many? _____
- Frame Stiffener Bar-How Many? _____
- Double Frame Stiffener Bar-How Many? _____
- Leg Attachment Clamp-How Many? _____
- Anti-Sway Stabilizer-How Many? _____
- Carrying Case-How Many? _____
- Tarp-How Many? _____
- Center T-Support (top)-How Many? _____
- Center T-Support (bottom)-How Many? _____

Select Viewing Surface:

OptiFlex (flexible)






















- Matt White XT1000V
(1.0 gain) (GREENGUARD Gold Certified)
- Grey XH600V
(0.6 gain) (GREENGUARD Gold Certified)
- Pure White XT1300V
(1.3 gain)

CineFlex (Rear/Dual Projection)

- CineFlex White XT700V
(0.7 gain)
- CineFlex CH1200
(1.2 gain)
- Other: _____

Please Note: Grey XH600V, Pure White XT1300V, and all TecVision surfaces are non-foldable materials.

TECVISION® Premium Optical Surface

- XH700X Grey (0.7 gain)  Certified
- XH800X UST ALR (0.8 gain)  Certified
- XH900X ALR (0.9 gain)  Certified
- MS1000X ALR (1.0 gain)  Certified
- CS1000X ALR (1.0 gain)  Certified
- XT1000X White (1.0 gain)  Certified
- XT1100X White (1.1 gain)  Certified
- CS1200X ALR (1.2 gain)  Certified
- XT1300X White (1.3 gain)  Certified
- XT1600X White (1.6 gain)  Certified
- XT1800X White (1.8 gain)  Certified
- XH700X Grey NanoPerf (0.7 gain)  Certified
- XH900X ALR NanoPerf (0.9 gain)  Certified
- MS1000X ALR NanoPerf (1.0 gain)  Certified
- XT1000X White NanoPerf (1.0 gain)  Certified
- XT1100X White NanoPerf (1.1 gain)  Certified
- XT1300X White NanoPerf (1.3 gain)  Certified
- XT1600X White NanoPerf (1.6 gain)  Certified
- XT1800X White NanoPerf (1.8 gain)  Certified
- CS1000X ALR NanoPerf (1.0 gain)  Certified
- CS1200X ALR NanoPerf (1.2 gain)  Certified

*** Contact Draper® or go to draperinc.com/StageScreen/build.aspx for information on calculating pieces required for building a custom size.**

PROJECT: _____

ARCHITECT: _____

CONTRACTOR: _____

SUPPLIER: _____

DATE: _____ **REVISED:** _____

Dimensions and Data

16:10 Format

| Nominal Diagonal (inches) | Image Area (H x W) (inches) | Image Area (H x W) (cm) | Overall Size (H x W) (inches) | Overall Size (H x W) (cm) | Qty. |
|------------------------------|--------------------------------|----------------------------|----------------------------------|------------------------------|------|
| 113" | 60" x 96" | 152 x 244 | 76 1/2" x 112 1/2" | 194 x 286 | |
| 142" | 75" x 120" | 191 x 305 | 94 1/2" x 136 1/2" | 240 x 347 | |
| 170" | 90" x 144" | 229 x 366 | 106 1/2" x 160 1/2" | 271 x 408 | |
| 198" | 105" x 168" | 267 x 427 | 124 1/2" x 184 1/2" | 316 x 469 | |
| 226" | 120" x 192" | 305 x 488 | 136 1/2" x 208 1/2" | 346 x 530 | |
| 255" | 135" x 216" | 343 x 549 | 154 1/2" x 232 1/2" | 392 x 591 | |
| 283" | 150" x 240" | 381 x 610 | 166 1/2" x 256 1/2" | 423 x 652 | |
| 340" | 180" x 288" | 457 x 732 | 196 1/2" x 304 1/2" | 499 x 773 | |
| 425" | 225" x 360" | 572 x 914 | 244 1/2" x 376 1/2" | 621 x 956 | |

HDTV Format (16:9)

| Nominal Diagonal (inches) | Image Area (H x W) (inches) | Image Area (H x W) (cm) | Overall Size (H x W) (inches) | Overall Size (H x W) (cm) | Qty. |
|------------------------------|--------------------------------|----------------------------|----------------------------------|------------------------------|------|
| 110" | 54" x 96" | 137 x 244 | 70 1/2" x 112 1/2" | 179 x 286 | |
| 138" | 67 1/2" x 120" | 171 x 305 | 88 1/2" x 136 1/2" | 225 x 347 | |
| 165" | 81" x 144" | 206 x 366 | 100 1/2" x 160 1/2" | 255 x 408 | |
| 193" | 94 1/2" x 168" | 240 x 427 | 112 1/2" x 184 1/2" | 286 x 469 | |
| 220" | 108" x 192" | 274 x 488 | 124 1/2" x 208 1/2" | 316 x 530 | |
| 248" | 121 1/2" x 216" | 309 x 549 | 142 1/2" x 232 1/2" | 362 x 591 | |
| 275" | 135" x 240" | 343 x 610 | 154 1/2" x 256 1/2" | 393 x 652 | |
| 330" | 162" x 288" | 411 x 732 | 178 1/2" x 304 1/2" | 453 x 773 | |
| 413" | 202 1/2" x 360" | 514 x 914 | 220 1/2" x 376 1/2" | 560 x 956 | |
| 551" | 270" x 480" | 686 x 1219 | 286 1/2" x 496 1/2" | 728 x 1261 | |

NTSC Video Format (4:3)

| Nominal Diagonal (inches) | Image Area (H x W) (inches) | Image Area (H x W) (cm) | Overall Size (H x W) (inches) | Overall Size (H x W) (cm) | Qty. |
|------------------------------|--------------------------------|----------------------------|----------------------------------|------------------------------|------|
| 120" | 72" x 96" | 183 x 244 | 88 1/2" x 112 1/2" | 225 x 286 | |
| 150" | 90" x 120" | 229 x 305 | 106 1/2" x 136 1/2" | 271 x 347 | |
| 180" | 108" x 144" | 274 x 366 | 124 1/2" x 160 1/2" | 316 x 408 | |
| 210" | 126" x 168" | 320 x 427 | 142 1/2" x 184 1/2" | 362 x 469 | |
| 240" | 144" x 192" | 366 x 488 | 160 1/2" x 208 1/2" | 408 x 530 | |
| 270" | 162" x 216" | 411 x 549 | 178 1/2" x 232 1/2" | 453 x 591 | |
| 300" | 180" x 240" | 457 x 610 | 196 1/2" x 256 1/2" | 499 x 652 | |
| 360" | 216" x 288" | 549 x 732 | 232 1/2" x 304 1/2" | 591 x 773 | |
| 450" | 270" x 360" | 686 x 914 | 286 1/2" x 376 1/2" | 728 x 956 | |

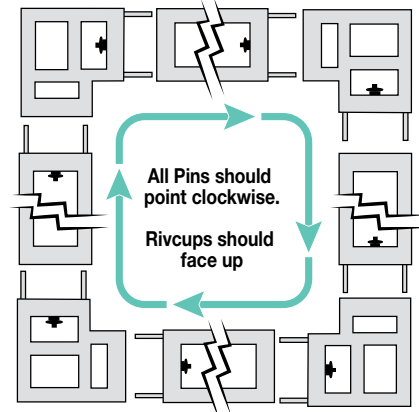
Multi-Format

| Nominal Diagonal (inches) | Image Area (H x W) (inches) | Image Area (H x W) (cm) | Overall Size (H x W) (inches) | Overall Size (H x W) (cm) | Qty. |
|------------------------------|--------------------------------|----------------------------|----------------------------------|------------------------------|------|
| — | 144" x 480" | 366 x 1219 | 160 1/2" x 496 1/2" | 408 x 1261 | |
| — | 180" x 600" | 457 x 1524 | 196 1/2" x 616 1/2" | 499 x 1566 | |
| — | 216" x 720" | 549 x 1829 | 232 1/2" x 736 1/2" | 591 x 1871 | |

Custom Size

| | | | | | |
|--|--|--|--|--|--|
| | | | | | |
|--|--|--|--|--|--|

Modular Frame Assembly Detail



See below and Page 3 for photo details of modular frame pieces



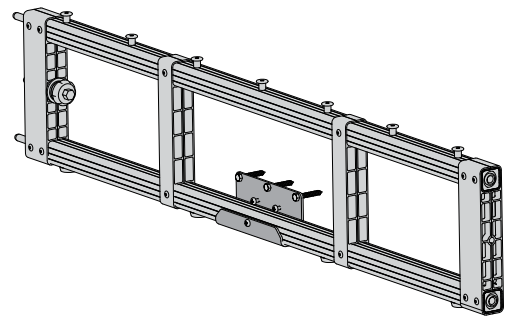
Anti-Sway Stabilizer



Double Stiffener



Frame Stiffener Bar



Wall Mounting Bracket



Leg Attachment Clamp



Frame Corner



Leg T-Section



T Center Support (Top)



T Center Support (bottom)

**2' (70 cm)
(Yellow)
Frame Section**



**3' (91 cm)
(Red)
Frame Section**



**3 ½' (107 cm)
(Green)
Frame Section**



**4' (122 cm)
(Blue)
Frame Section**



**5' (152 cm)
(Orange)
Frame Section**



**6' (183 cm)
(Purple)
Frame Section**



PROJECT: _____

ARCHITECT: _____

CONTRACTOR: _____

SUPPLIER: _____

DATE: _____ REVISED: _____