

Cineperm

Specifications—Cineperm

_____ Cineperm projection screens, size _____ h. x _____ w. overall dimension to include 2" border. Permanent wall mounting type. Snap button style projection surface with 2" black vinyl borders on all four sides, snaps set on 6" centers. Complete with 1" square tubular aluminum frame equipped with snaps to fit surface. Projection surface to be flame and mildew resistant.

Matt White XT1000V and Grey XH600V viewing surfaces are certified to GREENGUARD standards for low chemical emissions into indoor air during product usage. For more information, visit ul.com/gg.

Truss Style Construction (Large sizes only): As above, except surface shall have 6" black vinyl borders, and frame shall consist of 1" square tubular aluminum welded and reinforced in a 6" wide double truss.

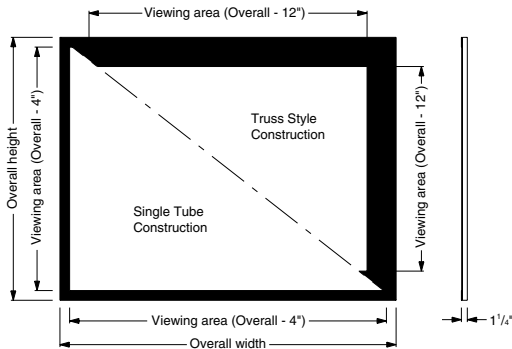
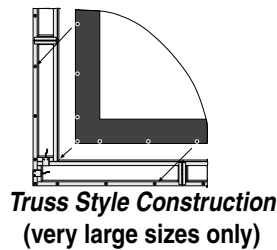
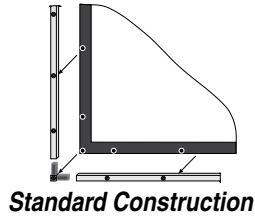
Downloadable 3-part specifications are available at www.draperinc.com. Specifications subject to change without notice.



Please Check All Appropriate Selections

Select Viewing Surface

- Matt White XT1000V (1.0 gain): (GREENGUARD Gold certified)
- Pearl White MH1500V (1.5 gain) (Thru 112" x 148): Optional
- Pure White XT1300V (1.3 gain): Optional
- Grey XH600V (0.6 gain) : (GREENGUARD Gold certified) (Thru 144" x 194"): Optional
- Rear Projection (Optional): _____
- ClearSound (Optional): _____



Overall Frame Size = _____ H x _____ W

Overall Viewing Area = _____ H x _____ W

Permanently Tensioned Projection Screen



Dimensions & Data

Nominal Diagonal	Viewing Area	Overall Frame Size	Net Wt. (lbs.)	Qty
NTSC Video Format (4:3)				
6"	43" x 57"	47" x 61"	24	
6'6"	47" x 63"	51" x 67"	25	
7'6"	54" x 72"	58" x 76"	22	
100"	60" x 80"	64" x 84"	24	
10'	72" x 96"	76" x 100"	30	
11'	78" x 104"	82" x 108"	34	
150"	90" x 120"	94" x 124"	36	
15'	108" x 144"	112" x 148"	43	
200"	120" x 160"	124" x 164"	48	
240**	144" x 194"	156" x 206"	100	
25'*	180" x 240"	192" x 252"	111	
HDTV Format (16:9)				
65"	31 3/4" x 56 1/2"	35 3/4" x 60 1/2"	19	
73"	36" x 64"	40" x 68"	20	
82"	40 1/2" x 72"	44 1/2" x 76"	20	
92"	45" x 80"	49" x 84"	22	
100"	49" x 87"	53" x 91"	22	
106"	52" x 92"	56" x 96"	22	
110"	54" x 96"	58" x 100"	22	
119"	58" x 104"	62" x 108"	26	
133"	65" x 116"	69" x 120"	27	
161"	80" x 140"	84" x 144"	34	
193"	95" x 169"	99" x 173"	45	
220"	108" x 192"	112" x 196"	54	
16:10 Format				
67"	35 1/4" x 56 1/2"	39 1/4" x 60 1/2"	19	
76"	40" x 64"	44" x 68"	20	
85"	45" x 72"	49" x 76"	21	
94"	50" x 80"	54" x 84"	22	
109"	57 1/2" x 92"	61 1/2" x 96"	23	
113"	60" x 96"	64" x 100"	26	
123"	65" x 104"	69" x 108"	26	
137"	72 1/2" x 116"	76 1/2" x 120"	30	
165"	87 1/2" x 140"	91 1/2" x 144"	35	
2.35:1 CinemaScope Format				
115"	45" x 105 3/4"	49" x 109 3/4"	22	
132"	52" x 122"	56" x 126"	26	
148"	58" x 136 1/4"	62" x 140 1/4"	28	
153"	60" x 141"	64" x 145"	31	
166"	65" x 152 3/4"	69" x 156 3/4"	33	
Custom Size				

*These sizes require truss-style construction

Also available in 1.85:1, 2.35:1 and 15:9 Formats.



411 S. Pearl St., Spiceland, IN 47385 USA ■ 765-987-7999
www.draperinc.com ■ fax 765-987-7142

PROJECT: _____

ARCHITECT: _____

CONTRACTOR: _____

SUPPLIER: _____

DATE: _____ REVISED: _____