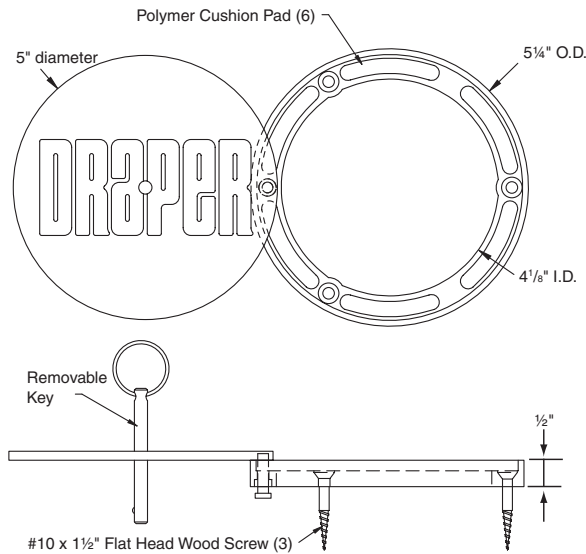


# Volleyball Floor Cover Plates

By **DRAPER**

## 501001

### 5" Chrome Plated Floor Cover Plate



#### Specifications—501001

##### 5" Chrome Plated Floor Cover Plate Assembly

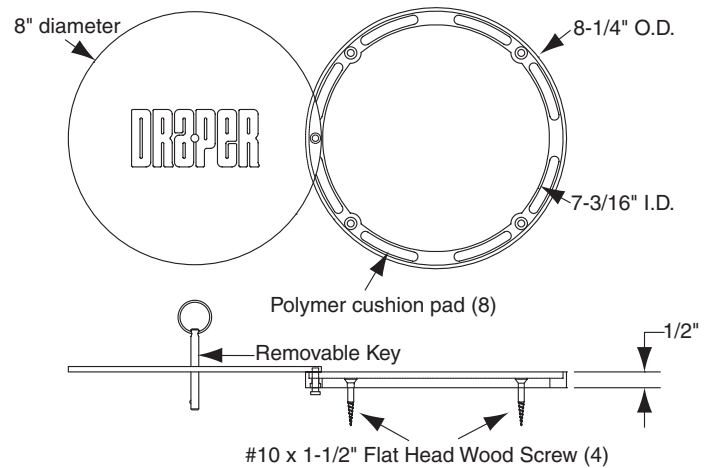
Chrome Plated Cover Plate Assembly shall be 501001 by Draper, Inc of Spiceland, IN. Chrome plated cover plate assembly shall provide for use in either synthetic or wood floors. Cover plate shall consist of a high-strength molded urethane recessed mounting flange, 5 1/4" in diameter and a 5" diameter chrome plated cover. Cover shall have a polished chrome finish. Cover shall be equipped with a swivel type retaining pin to prevent theft. A special key shall be provided for opening cover. Three #10 x 1 1/2" phillips-head wood screws shall be provided to securely mount cover plate assembly to floor. Plate shall be installed flush with playing surface.

#### LEED® Submittal Information

Credit	Measure	
MRc4 – Recycled Content	Post Consumer Average 36%	Post Industrial 7%

## 501034

### 8" Chrome Plated Floor Cover Plate



#### Specifications—501034

##### 8" Chrome Plated Floor Cover Plate Assembly

Chrome Plated Cover Plate Assembly shall be 501034 by Draper, Inc of Spiceland, IN. Chrome plated cover plate assembly shall provide for use in either synthetic or wood floors. Cover plate shall consist of a high-strength molded urethane recessed mounting flange, 8 1/4" in diameter and a 8" diameter chrome plated cover. Cover shall have a polished chrome finish. Cover shall be equipped with a swivel type retaining pin to prevent theft. A special key shall be provided for opening cover. Four #10 x 1 1/2" phillips-head wood screws shall be provided to securely mount cover plate assembly to floor. Plate shall be installed flush with playing surface.

#### LEED® Submittal Information

Credit	Measure	
MRc4 – Recycled Content	Post Consumer Average 36%	Post Industrial 7%

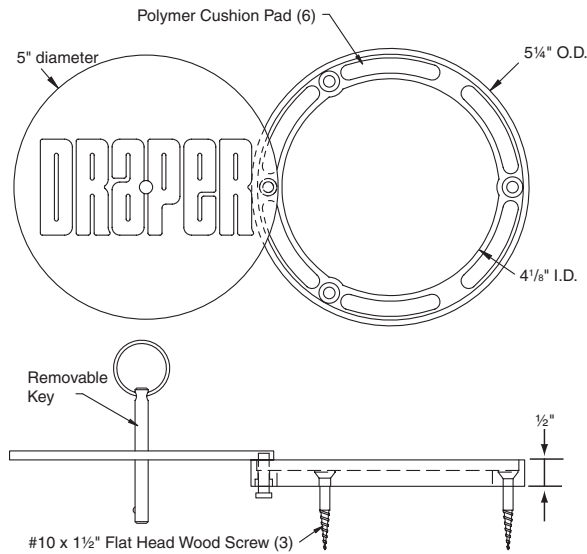
**DRAPER**®

411 S. Pearl St., Spiceland, IN 47385 USA ■ 765-987-7999  
www.draperinc.com ■ fax 765-987-7142

Copyright ©2009 Draper Inc. Form VB-FloorCoverPlates\_Sub09 Printed in U.S.A.

PROJECT: _____
ARCHITECT: _____
CONTRACTOR: _____
SUPPLIER: _____
DATE: _____ REVISED: _____

## 501031 5" Brass Plated Floor Cover Plate



### Specifications—501031

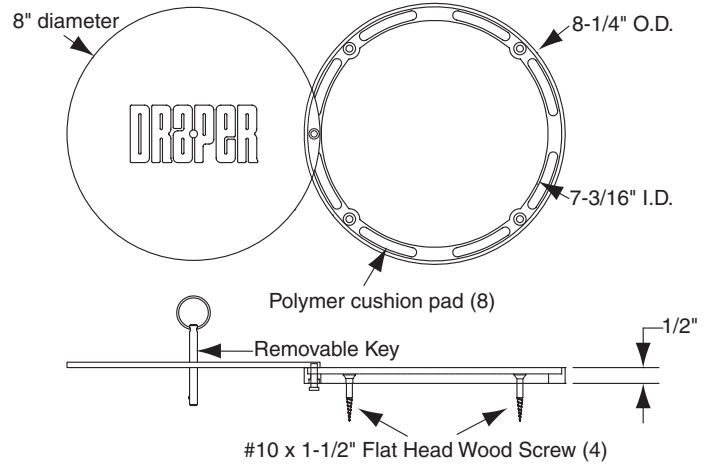
#### 5" Brass Plated Floor Cover Plate Assembly

Brass Plated Cover Plate Assembly shall be 501031 by Draper, Inc of Spiceland, IN. Brass plated cover plate assembly shall provide for use in either synthetic or wood floors. Cover plate shall consist of a high-strength molded urethane recessed mounting flange, 5 1/4" in diameter and a 5" diameter brass plated cover. Cover shall have a brushed brass finish. Cover shall be equipped with a swivel type retaining pin to prevent theft. A special key shall be provided for opening cover. Three #10 x 1 1/2" phillips-head wood screws shall be provided to securely mount cover plate assembly to floor. Plate shall be installed flush with playing surface.

#### LEED® Submittal Information

Credit	Measure	
MRc4 – Recycled Content	Post Consumer Average 36%	Post Industrial 7%

## 501033 8" Brass Plated Floor Cover Plate



### Specifications—501033

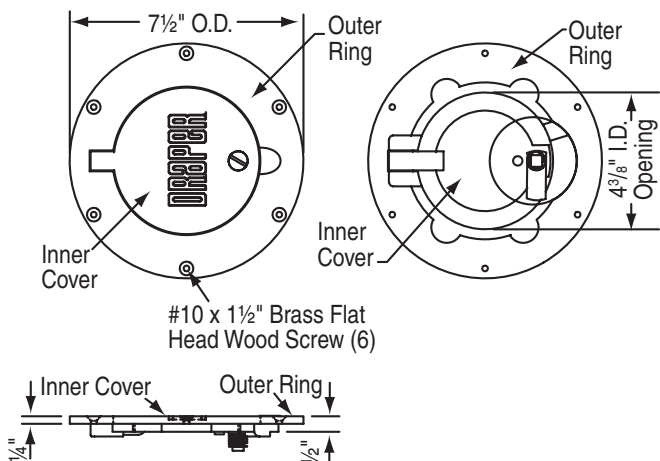
#### 8" Brass Plated Floor Cover Plate Assembly

Brass Plated Cover Plate Assembly shall be 501033 by Draper, Inc of Spiceland, IN. Brass plated cover plate assembly shall provide for use in either synthetic or wood floors. Cover plate shall consist of a high-strength molded urethane recessed mounting flange, 8 1/4" in diameter and a 8" diameter brass plated cover. Cover shall have a brushed brass finish. Cover shall be equipped with a swivel type retaining pin to prevent theft. A special key shall be provided for opening cover. Four #10 x 1 1/2" phillips-head wood screws shall be provided to securely mount cover plate assembly to floor. Plate shall be installed flush with playing surface.

#### LEED® Submittal Information

Credit	Measure	
MRc4 – Recycled Content	Post Consumer Average 36%	Post Industrial 7%

## 501035 Locking Brass Floor Cover Plate



### Specifications—501035

#### Locking Brass Floor Cover Plate Assembly

Locking Brass Cover Plate Assembly shall be 501035 by Draper, Inc of Spiceland, IN. Cover plate assembly shall be solid brass alloy with permanently attached hinged cover. Cover plate assembly shall be 7 1/2" outside diameter by 1/2" thick. The diameter of opening shall be 4 3/8". Cover plate assembly features a lock mechanism that secures cover to ring preventing it from bouncing or creating a dead spot if hit with a ball. Outer ring shall have six mounting holes to allow cover plate to be securely attached to floor. Floor plate is supplied with six #10 x 1 1/2" brass flat head wood screws for mounting plate to floor. Plate shall be installed flush with playing surface.

#### LEED® Submittal Information

Credit	Measure	
MRc4 – Recycled Content	Post Consumer Average 58%	Post Industrial 0%