

FlexShade Panels

by **DRAPER**

Select Fabric*

Indicate color name & no. _____

- SunScreen® Series SW1000' _____
- SheerWeave® SW2000/2100 _____
- SheerWeave® SW2900/2600/2500/2400 _____
- SheerWeave® SW3000 _____
- SheerWeave® PW3500/4100/4400² _____
- SheerWeave® PW4500/4600 _____
- SheerWeave® PW4550/4650 _____
- "E" Screen by Mermet _____
- "M" Screen by Mermet _____
- "T" Screen by Mermet _____
- SilverScreen _____
- Soltis® 99 _____

¹SW1000 colors and specifications are on page 2. Please see Draper's Shade Fabric Reference Sheet for other fabric colors and specifications.

²PW4400 available on square or rectangular units only.

Select Frame Color

- Mill Finish Aluminum
- Dark Bronze
- White

Select Frame Type

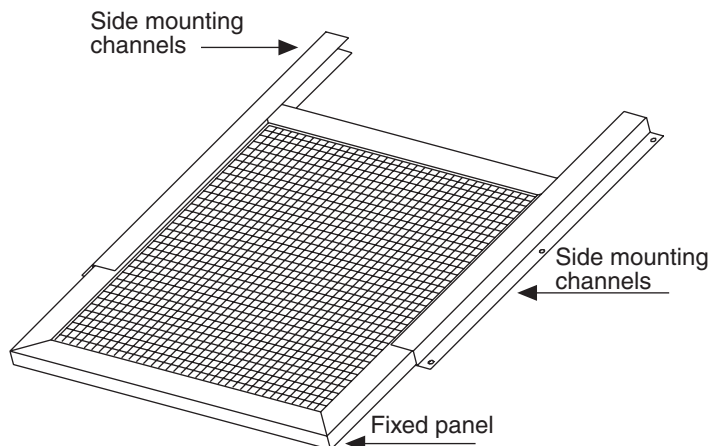
- Rectangular
- Triangular
- 5-Sided
- Gabled

Select Mounting Clips

Note: Each panel comes with 8 clips

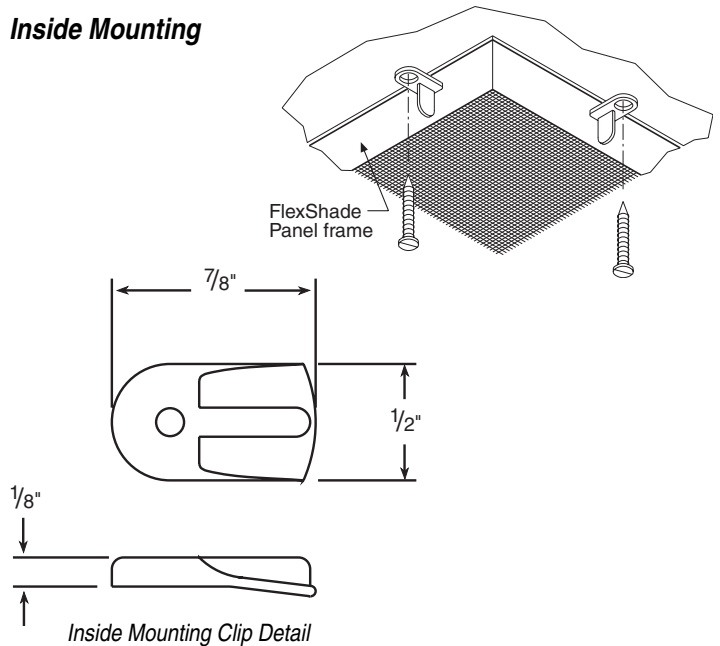
- Inside
- Face
- ____ # of extra clips needed
- Optional Mounting Track for installation on building exterior:
(See dimensions on page 2)
- Side Channel: Length _____

Exterior Installation

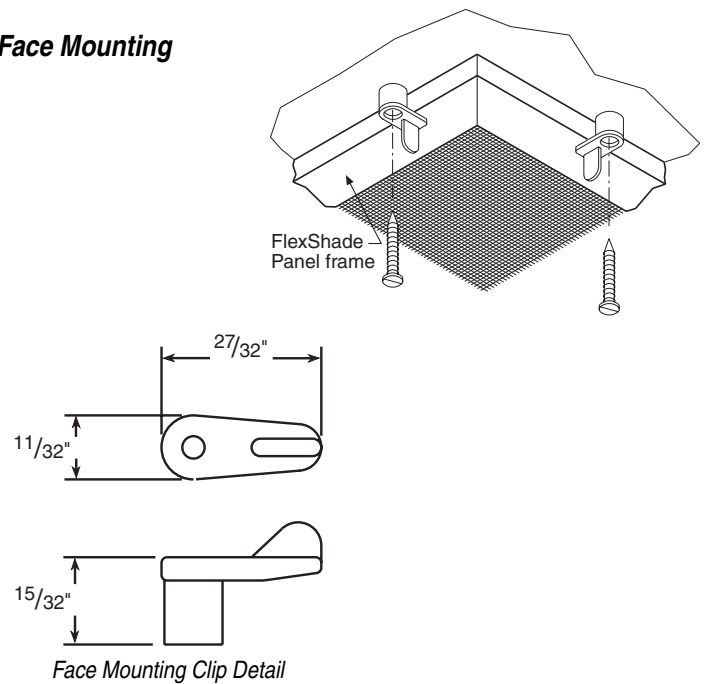


Interior Mounting Clips and Installation Options

Inside Mounting



Face Mounting



Note: Panels over 40" in length or width will have a center crossbrace.

DRAPER

411 S. Pearl St., Spiceland, IN 47385 USA ■ 765-987-7999
www.draperinc.com ■ fax 765-987-7142
Copyright © 2007 Draper Inc. Form FlexShadePanel_Sub07 Printed in U.S.A.

| |
|----------------------------|
| PROJECT: _____ |
| |
| ARCHITECT: _____ |
| CONTRACTOR: _____ |
| SUPPLIER: _____ |
| DATE: _____ REVISED: _____ |

Specifications

Equipment

FlexShade Panels: Fixed panels, for interior and exterior applications, to consist of aluminum framing, with open weave glare control fabrics splined in frame groove with vinyl spline. Fabrics available in a variety of openness configurations and colors, to be specified from manufacturer's standard offering. Frames attach to glazing frames, either inside or surface style, with clips provided. Units for mounting on building exterior install in extruded slide tracks. Removable for cleaning and maintenance.

Framing: Extruded framing, to be min. of $\frac{3}{4}$ " x $\frac{3}{8}$ " x .019", or larger, at manufacturer's discretion. Units exceeding 40" in length or width to have center cross brace. Finish available in mill finish aluminum, dark bronze, or white. Mounting clips heads will closely match frame finish. Heavy duty extruded track available for mounting on exterior of building. Mounting hardware by others.

Fabrics

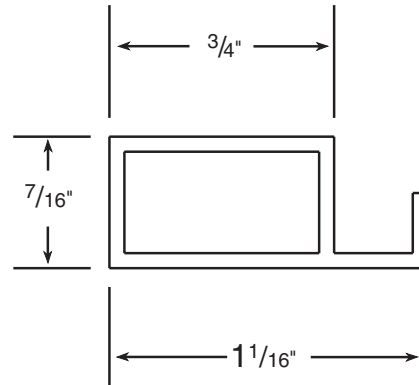
Phifer SunScreen® Series SW1000: Woven vinyl-coated fiberglass screening. Approx. 23% open. It is noncombustible and will not rust, corrode, shrink, scratch or stain.

For other fabric specifications, please refer to Draper's Shade Fabrics Reference Sheet, available at www.draperinc.com.

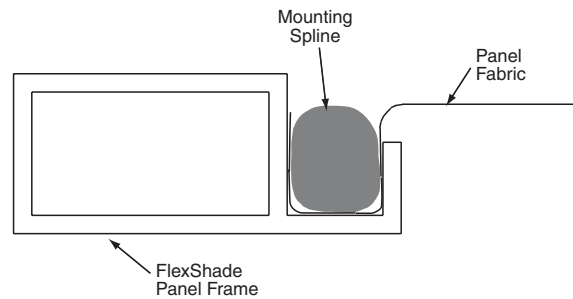
Downloadable 3-part specifications are available at www.draperinc.com.

Hardware Selections

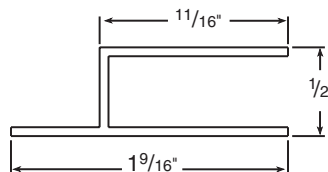
Frame (Heavy Duty Extruded)



Detail of fabric mounted in frame



Exterior Mounting Hardware



Side Mounting Channel