

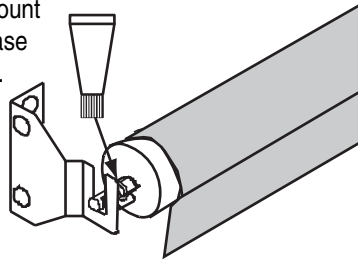
Cleaning and Maintenance Instructions

FlexShades by Draper

Most window covering products manufactured by Draper, when properly installed, should require no operational maintenance or lubrication. However, Idlers on motorized shades may occasionally need lubrication. If lubrication is required, apply a small amount of a lithium based grease direct to the idler pin.


Most of Draper's standard fabrics may be cleaned at the window by vacuuming with a soft brush attachment. They may also be cleaned by using a sponge or soft cloth and mild solution of warm soapy water. A dishwashing liquid, such as Ivory liquid, is recommended. A clean dry cloth is recommended for the metal finish. **Exceptions are Flocké, Obion, Roc-Rol and PhiFer SW7000 fabrics, which must be cleaned with a dry art sponge.**

Applying a small amount of lithium based grease direct to the idler pin.

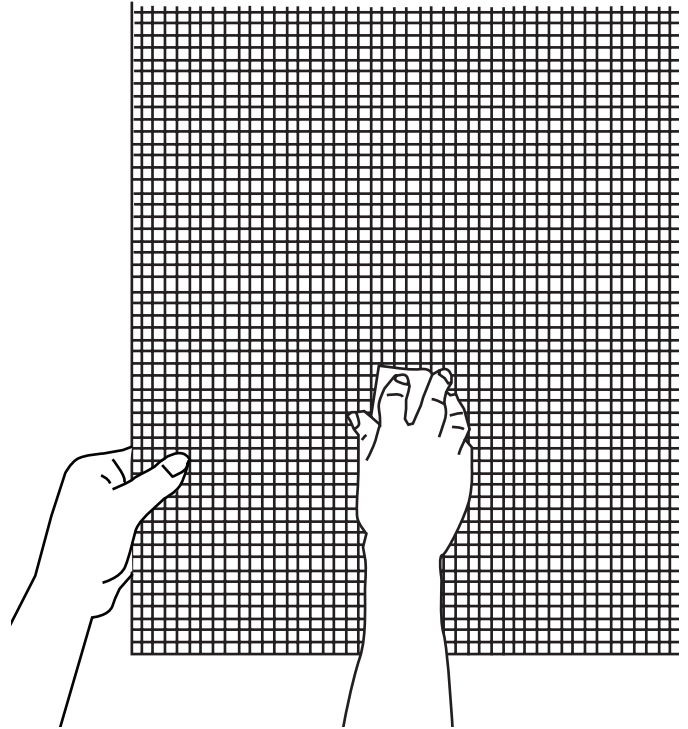


⚠ Caution: Take care to avoid spilling lithium-based grease on shade fabric.

Vacuuming with a soft brush attachment



Cleaning with a soft cloth/art sponge



⚠ Caution: Be sure to steady fabric with one hand during cleaning. Be careful not to jerk or place weight on the fabric. Depending on the installation hardware and substrate, placing too much weight on the fabric could result in mounting hardware being pulled loose.

DRAPER®

411 S. Pearl St., Spiceland, IN 47385 USA ■ 765-987-7999

www.draperinc.com ■ fax 765-987-7142

Copyright ©2008 Draper Inc. Form FlexShade_Cleaning_Maintenance_Inst08 Printed in U.S.A.

If you encounter any difficulty installing or servicing your FlexShades, call your dealer or Draper, Inc., Spiceland, Indiana, (765) 987-7999, or Fax (765) 987-7142.