

Ceiling-Suspended, Rear-Folding Backstops

TB-25

- Rear-braced, folds to back
- Fully-welded construction to attachment heights up to 28'4"
- Bolt-together construction above 28'4"
- Electric winch required for installations over 28'4"

Dimensions, drawings and specifications available:
www.draperinc.com/go/CeilingSusRearFold.htm


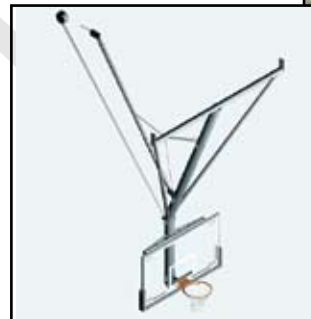


*TB-25 at Milpitas Sports Center, Milpitas, CA.
Architect: Grossman Design Group, San Francisco, CA.
Photography: Andrew McKinney, San Francisco, CA.*

TB-25S

- Rear-braced, folds to back
- Fully-welded construction to attachment heights up to 27'7"
- Bolt-together construction above 27'7"
- Bent stem reduces space between pivot point, jackknife
- Electric winch required for installations over 27'7"

Dimensions, drawings and specifications available at:
www.draperinc.com/go/CeilingSusRearFold.htm




*TB-25S-B at Christian Academy of Indiana, New Albany, IN.
Architect: MECA Design Group, Greenwood, IN.
Photography: Wayne Williams, Indianapolis, IN.*

TB-25R

- Rear-braced, folds to back
- Fully-welded construction to attachment heights up to 28'4"
- Bolt-together construction above 28'4"
- Top of T-Frame mounted to heavy-duty trolley assemblies that roll on I-Beam tracks
- Top of T-Frame rolls forward as backstop folds back, which allows the use of rear folding backstops at locations closer to walls or other obstructions
- Electric winch required

Dimensions, drawings and specifications available at:
www.draperinc.com/go/CeilingSusRearFold.htm



*TB-25R at Wheaton Academy, West Chicago, IL.
Architect: Jaeger, Nickola & Associates, LTD, Park Ridge, IL.
Photography: Rich Sistos, Itasca, IL.*