

Coupler—Draper's **NEW** FlexShade Coupling System makes it easier than ever to group multiple shades with a single operator.

- Drive multiple window shades with a single motor or crank.
- Fabric height can be easily and independently adjusted.
- Brackets are installer-friendly, and can overcome walls that are not perfectly flat.
- Coupled shades must be same height.
- Brackets extend 2½" from mounting surface to center line of roller, and may be wall or ceiling mounted.
- Ideally, install FlexShade Coupling System in Draper Type D Pocket or existing pocket. Coupled units may also be installed in 4½" Draper ceiling pockets. Fascia is available.
- Not suitable with LightBloc FlexShade.

Dimensions, drawings and specifications available at: www.draperinc.com/go/FlexShadeCoupler.htm

Access FlexShade

The Access FlexShade is a single motorized or bead chain clutch operated shade in a white extruded aluminum ceiling-recessed pocket.

- A flange along the front of the headbox supports acoustical ceiling tile, or trims the opening of any type of ceiling.
- A bottom panel forms a slot for passage of the shade, and is easily removed without tools for unobstructed access into the case for installation of the window shade.
- The shade (motor-in-roller or clutch with attached shade fabric) can be installed at a later date in seconds with patented, twist-in roller brackets. Brackets slide in a track, so they may be located wherever appropriate after the pocket is installed. Minimizes shade damage on the job site.
- Engineered for specific installations. Depending on fabric, maximum recommended height is 10'. Larger sizes may be available: contact Draper for details.

U.S. Patents 6,421,175, 6,532,109 and 6,816,308. Other patents pending.

Dimensions, drawings and specifications available at: www.draperinc.com/go/AccessFlexShade.htm

Ultimate Access FlexShade

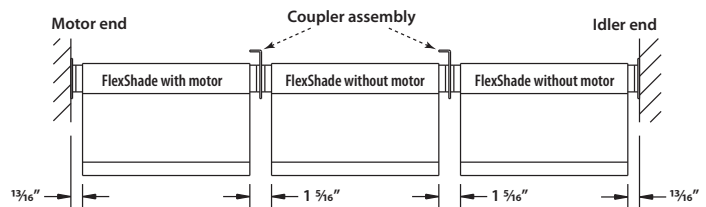

All the benefits of the Access FlexShade, and an automatic ceiling closure that opens into the case. The Ultimate Access FlexShade is only available from Draper.

- When closed, the motorized shade is hidden from view inside its case.
- The solid bottom panel gives the ceiling a clean appearance and protects the shade fabric from dust and dirt.
- At the touch of a switch or wireless transmitter, a separate motor opens door into case and then motorized shade descends in front of the window.

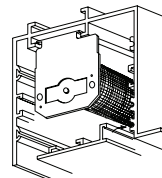
U.S. Patents 5,341,241, 6,421,175 and 6,816,308. Other patents pending.

Dimensions, drawings and specifications available at: www.draperinc.com/go/UltimateAccess.htm

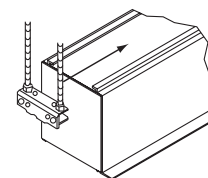
Coupler



Access FlexShade



Internal roller brackets adjust to align shade.



Mounting brackets rotate into slots, and can slide along case.

Ultimate Access FlexShade

