






# How Does Draper Impact LEED 2009?

## Reference guide

 <p>Sustainable Sites</p>	<p>Credit 8, Light Pollution Reduction            Credit 9, Tenant Design and Construction Guidelines**            Credit 9, Site Master Plan**</p>
 <p>Energy &amp; Atmosphere</p>	<p>Prerequisite 1- Fundamental Commissioning of Building Energy Systems            Prerequisite 2- Minimum Energy Performance            Credit 1- Optimize Energy Performance            Credit 3- Enhanced Commissioning</p>
 <p>Materials &amp; Resources*</p>	<p>Credit 3- Materials Reuse            Credit 4- Recycled Content            Credit 5-Regional Materials            Credit 6- Rapidly Renewable Materials            Credit 7-Certified Wood</p>
 <p>Indoor Environmental Quality</p>	<p>Credit 8.1- Daylight and Views-Daylight</p>
 <p>Innovation in Design</p>	<p>Credit 1- Innovation in Design</p>
 <p>Regional Priority</p>	<p>Credit 1- Regional Priority Credits</p>

\* This credit is only applicable to CSI Divisions 3-10. CSI Division 12 products are optional but if counted must be included in MR credits 3-7. Window Shades are CSI Division 12. All other Draper products are not in CSI Division 3-10 or Division 12.

\*\* Credit is not applicable for all LEED rating systems.

**DRAPER**<sup>®</sup>

411 S. Pearl St., Spiceland, IN 47385 USA ■ 765-987-7999  
 www.draperinc.com ■ fax 765-987-7142

Copyright 2009 Draper, Inc. Draper LEED Quick Reference 09 Printed in USA.