


# Data Hub

Item #: 1870262



## OVERVIEW:

The **Data Hub** is a Somfy Digital Network™ (SDN) bus distribution component which adds 5 Device Ports to an SDN Bus line. The Device Ports support wire stubs with a maximum length of 200 ft. A wire stub is an extension of the bus segment which connects the bus line to the user interfaces, motors or integration devices. The wire stubs consist of any devices which split away from the main bus distribution line in a system. A connected device can include a keypad, Radio Technology Somfy® (RTS) receiver, SDN RS485 motor, or Somfy Connect™ product.



## SOMFY DIGITAL NETWORK SYSTEM OVERVIEW:

**Somfy Digital Network (SDN)** is Somfy's intelligent wired shading network. An SDN system is comprised of bus distribution devices that create a network for user interfaces, motorized applications and sensors to be connected. SDN is scalable, and suitable for both small and large projects, and the same components are used whether an SDN system remains standalone, integrated into third party automation systems, or with Somfy's animeo® IP automated total solar management system.

## TECHNICAL SPECIFICATIONS:

- Input: SDN Bus Power
- Power Consumption: 1 SDN Power Unit, 10 mA
- Material: ABS
- Operating Temperature Range: Ambient temperature
- Dimensions: 4.88" L x 2.24" W x 0.90" H
- Maximum Wiring Distance: 200 ft. per Device Port
- Shipping Weight: 1 lb.
- Indoor use only

## FEATURES SUMMARY:

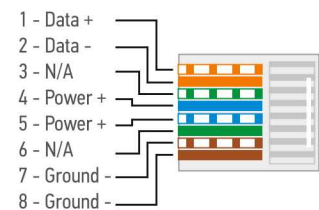
- Adds 5 Device Ports to the SDN bus line
- Wiring stub length up to 200 ft.
- Powered by the SDN Bus Line
- Includes bus segment status LEDs for:
  - Power
  - Communication
  - End of line notification
- Protects system components from miswire
- Uses RJ45 connectors

## WHAT'S IN THE BOX:


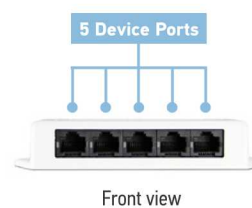
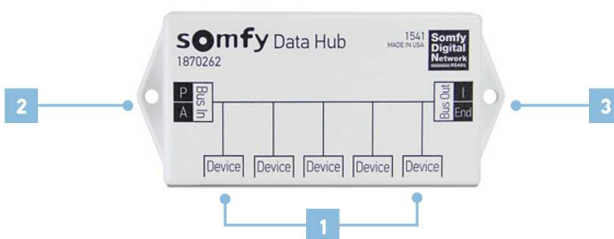
- Data Hub

## CABLE PINOUTS:

ANSI/TIA/EIA 568-B Standard



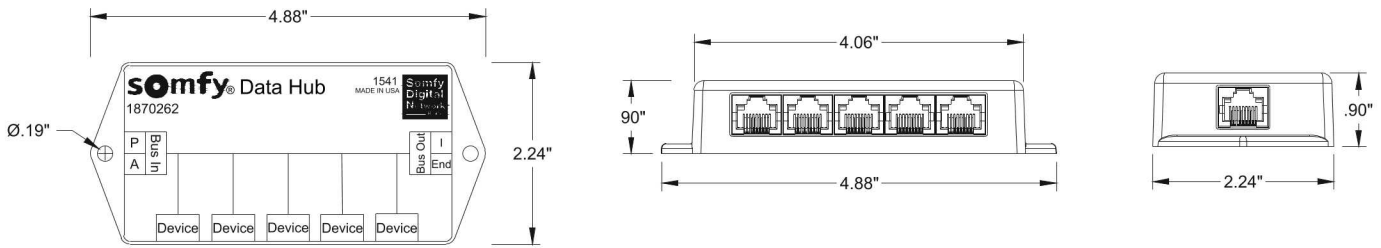
## CONNECTIONS AND INDICATORS:



ELEMENT	FUNCTION
1 <b>Device Port</b>	5 devices less than 200 ft. from the main bus line (each port has 200 ft. wire length limitation)
2 <b>SDN Bus Input</b>	Input for bus signals
3 <b>SDN Bus Output</b>	Output for bus signals

LED Indicators				
LABEL	ELEMENT	COLOR	FUNCTION ON	FUNCTION OFF
P	<b>Bus Power</b>	Green	Power	No Power
I	<b>I (idle)</b>	Green	No Data	Data
E	<b>End (end of line)</b>	Yellow	End of Bus	Not End of Bus
A	<b>A (activity)</b>	Green	Data	No Data

## DIMENSIONS:



## BEST WIRING PRACTICES

The diagram shown below is meant for illustrative purposes to show the connections from product to product. This device could be used in other configurations than shown below. For specification information on individual products see related product information. Follow all SDN wiring standards for distance limitations.

- Adds 5 Device Ports to a system
- Wiring stubs cannot exceed 200 ft.

