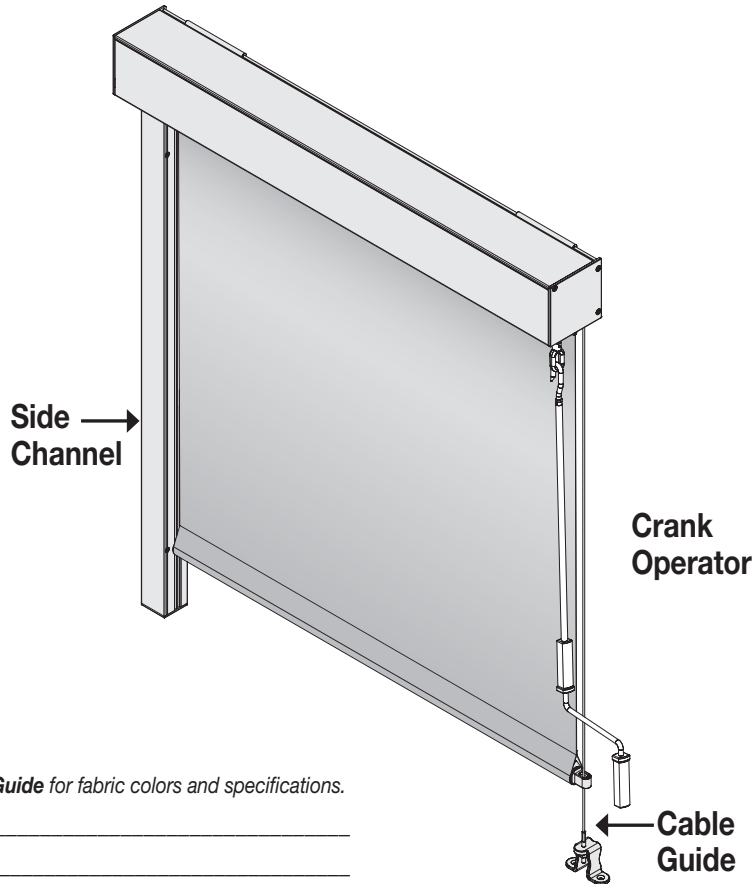


Crank Exterior FlexShade®



Please check all appropriate selections and attach room schedule with verified dimensions.



Select Fabric:

See *Draper's Shade Fabric Reference Guide* for fabric colors and specifications.

Fabric Series: _____

Color name / Number: _____

Openness Factor: _____

Select Hardware:

Select Hembar Containment Option:

Side Channels

Select Side Channel Finish:

Black Bronze Ivory White Sand Silver

Side Channel Liners:

Yes (Standard) No

Guide Cables

Cable Guide Mount Location:

Deck Wall

Custom (contact Draper for details)

Select Headbox Finish:

Black Bronze Ivory White Sand Silver

Headbox Channel Liners:

Yes (Standard) No

Specifications-Crank Exterior FlexShade

Hardware:

Rollers: 2.364" (60 mm) dia. or 3.07" (78 mm) dia. with 0.049" (1.245 mm) wall; steel with galvalum coating.

Headbox: Two-piece extruded aluminum headbox. Headbox shall be 3⁵/₈" (92 mm) tall x 3⁵/₈" (92 mm) deep. Silver, black, white, ivory, sand or bronze powder coat finish.

Fabric: Fabric panel to incorporate pockets at the top and bottom to allow connection to the roller tube and to the hembar.

HemBar: Aluminum, weighted for to reduce fabric movement. Optional attached universal hem bar guides for either cable or side channel (supplied with 13' pre-assembled cable assemblies). Color matching wall or deck (sill) mounts.

Side Channels: Side channels to be extruded aluminum.

Crank Operator:

Bi-directional to mount at either end of roller. Never needs lubrication or adjustment. Crank handle assembly of powder coated and chromed steel, up to 6' in length, and detachable.

Patent information available at <http://www.draperinc.com/legal/patents/>

Downloadable 3-part specifications are available at www.draperinc.com.

Please note:

Dimensions of rollers, operators and hardware at manufacturer's discretion.



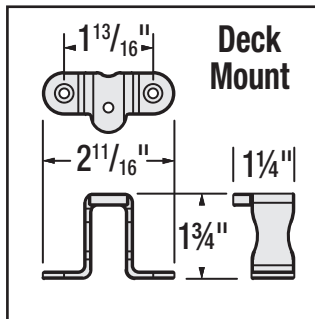
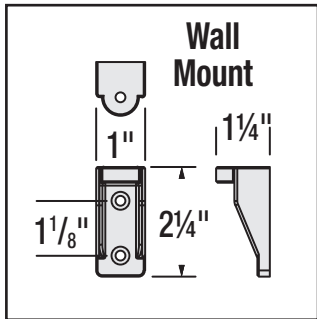
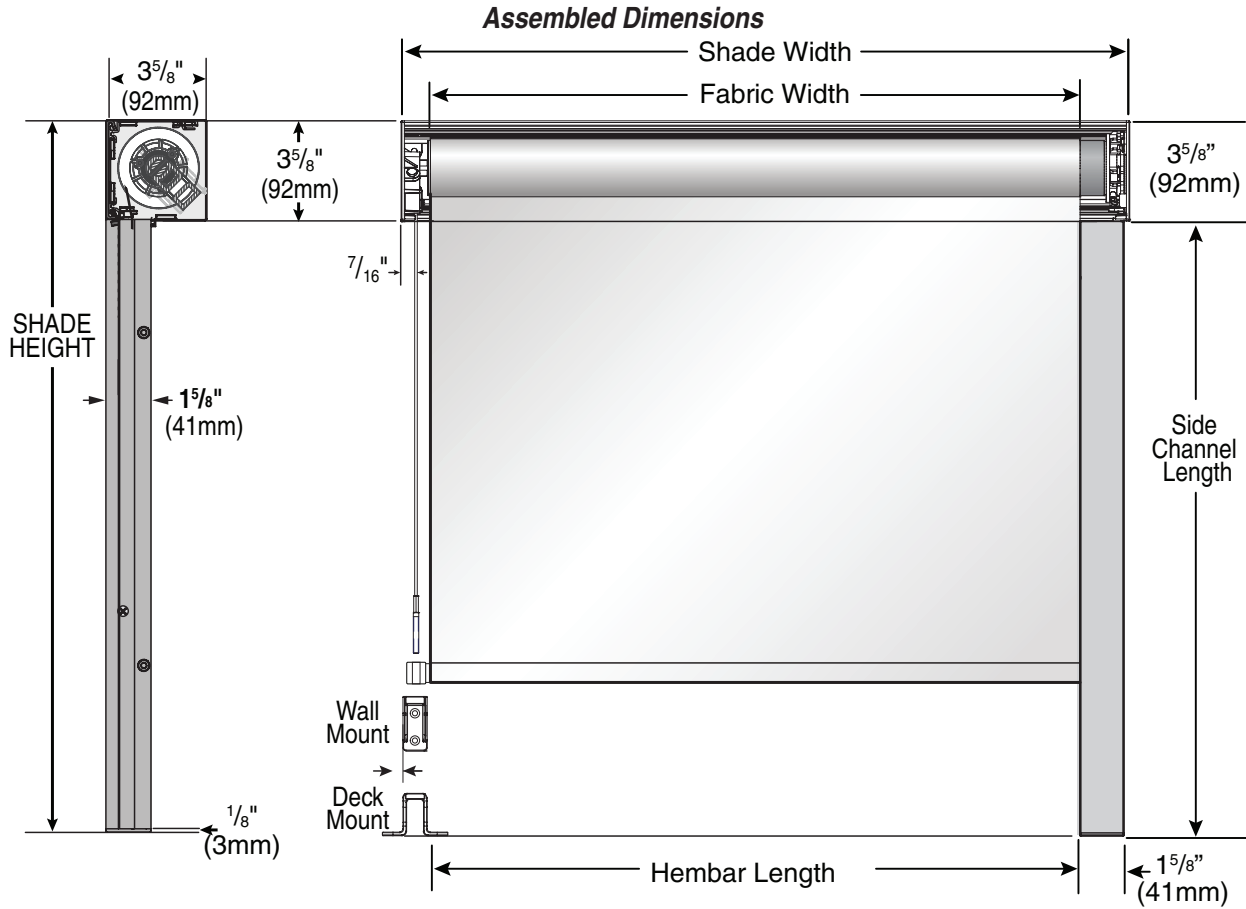
PROJECT: _____

ARCHITECT: _____

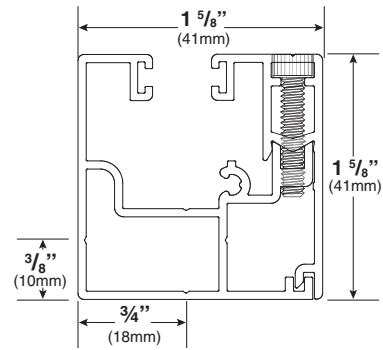
CONTRACTOR: _____

SUPPLIER: _____

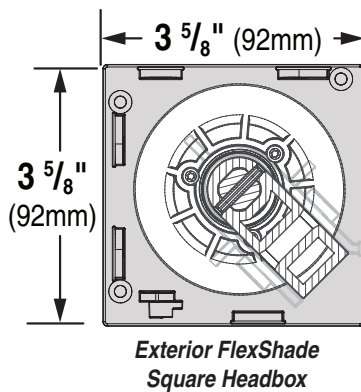
DATE: _____ REVISED: _____



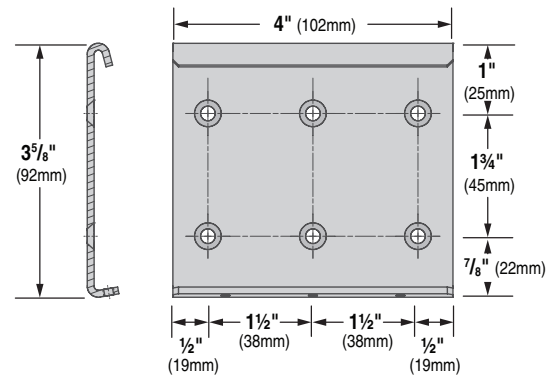
Side Channel Dimensions



Dimensions - Headbox



Mounting Bracket Dimensions



NOTE: Mounting brackets attach to surface with #10 Flat Head Screw