

# FlexStyle™ Recharge

Rechargeable open roll shade with no wiring

**FLEXSTYLE RECHARGE**

Please check all appropriate selections and attach room schedule with verified dimensions.

Fabric Series: \_\_\_\_\_

Color Name / Number: \_\_\_\_\_

Openness Factor: \_\_\_\_\_

**Select Motor and Idler Bracket Finish**

**Plated Bracket Colors**

- Brushed Nickel     Brushed Gold
- Antique Bronze     Chrome

**Matte Painted Bracket Colors**

- Black     White     Grey     Taupe
- Warm White     Grey Primer  
*(to be painted by others)*

**Please Note:** If Painted Bracket and Exposed Hem Bar are selected, Hem Bar finish is automatically matched to bracket color.

**Select Hem Bar/Slat Style**

- Open Pocket (1" Elliptical)
- Closed Pocket (1" Elliptical)
- Exposed Hem Bar
  - Small Flat Exposed Hem Bar
  - Large Flat Exposed Hem Bar
  - Round Exposed Hem Bar

**Select Exposed Hem Bar color**

*(For Plated Hardware ONLY)*

**SMOOTH COLORS:**

- Matt Black     Matt White     Matt Grey
- Matt Taupe     Matt Warm White
- Grey Primer *(to be painted by others)*
- Clear Anodized *(not painted)*

**TEXTURED COLORS:**

- Black     White     Ivory     Bronze

**Available Sizes:**

WIDTH:	2'	3'	4'	5'	6'	7'	8'
HEIGHT							
2'							
3'							
4'							
5'							
6'							
7'							
8'							
9'							
10'							

\* Sizes requiring large endcaps/brackets will vary according to fabric.

**Select Motor and Controls**

**Select Motor Location** *(front view)*

- Right *(standard)*
- Left

**Select Recharge Controls**

- 12' (3.66m) Recharge Cable
- USB Wall Charger- 5V, 2A, White US Plug Universal
- Solar Panel Version 2 for Recharge Battery Motors
- Recharge RF 1 Channel Remote
- C107.096 Recharge Motor Cable Extender, 48" (122cm) (12V motors ONLY)
- C107.094 Recharge Motor Cable Extender, 96" (244cm) (12V motors ONLY)
- C156.260 Recharge RF 15 Channel Remote
- C112.156 Recharge RF 5 Channel Surface Mount Switch
- C112.157 Recharge RF 1 Channel Switch *(cut-in)*
- C112.158 Recharge RF 2 Channel Switch *(cut-in)*
- C112.159 Recharge RF 15 Channel Switch *(cut-in)*
- C010.534 Screwless Switch Cover Plate
- C232.014 Recharge Sun Sensor
- C156.264 Recharge 1 Channel Dry Contact Interface
- C156.308 Pulse 2 Hub
- C072.057 ARC Repeater
- C088.005 USB Wall Charger for ARC Repeater
- C103.147 ARC Serial Kit
- C072.061 Recharge RF Push 5 Channel Remote *(white)*
- C072.062 Recharge RF Push 5 Channel Remote *(black)*
- C107.137 8" (203mm) USB Cable Extender



Draper, Inc. | 411 S. Pearl St. Spiceland, IN 47385  
draperinc.com | 765.987.7999 | 800.238.7999

© 2022 All Rights Reserved | FORM: FlexStyle\_Recharge\_Sub22

PROJECT: \_\_\_\_\_

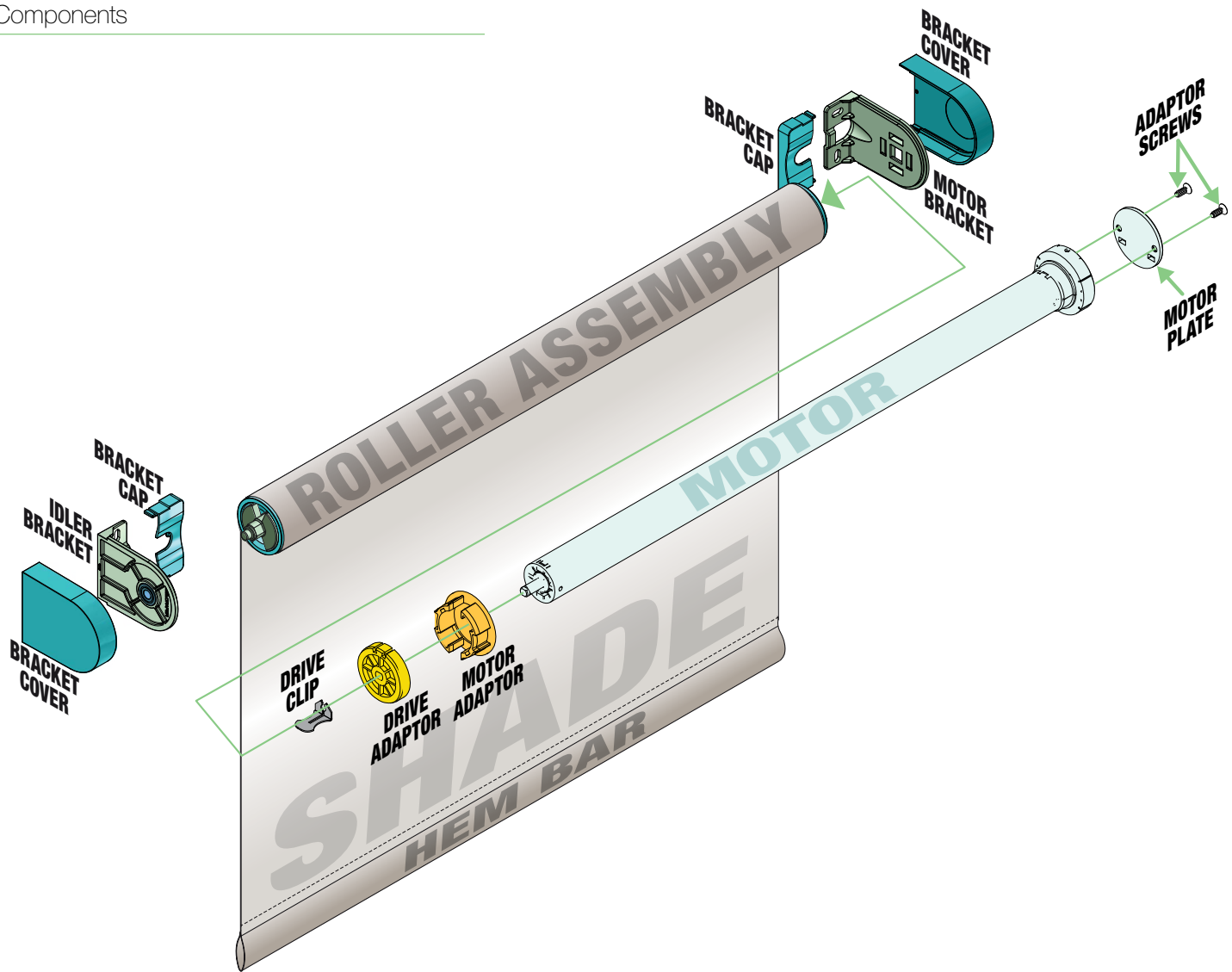
ARCHITECT: \_\_\_\_\_

CONTRACTOR: \_\_\_\_\_

SUPPLIER: \_\_\_\_\_

DATE: \_\_\_\_\_ REVISED: \_\_\_\_\_

## Components



## Specifications

**FLEXSTYLE MOTORIZED SHADING SYSTEM:** Electrically operated, motorized, vertical roll-up, fabric shading system. Assembly includes motor operator, controls, mounting hardware, and other components necessary for complete installation. Motorized FlexStyle™ as manufactured by Draper®, Inc.

**BATTERY OPERATOR:** Drive unit inside roller, instantly reversible, lifetime lubricated. Right-hand motor location standard. Left-hand motor location also available. Lithium-Ion battery powered 5-volt motor with built-in radio receiver. Includes Ion Lithium batteries. No external wiring required. Tubular motor and batteries concealed inside each shade roller tube. Limit switches adjustable using wall switch or remote control.

**FABRIC CONNECTION TO ROLLER TUBE:** Fabric panel is attached with double-sided adhesive (LSE) to the roller tube at the top, and to the hem bar at the bottom.

### MOUNTING BRACKETS

**BRACKETS:** Made of .080 die cast aluminum. Can be wall or ceiling mounted. No exposed fasteners.

#### FINISHES AVAILABLE:

Black, Bronze Plated, Brushed Gold Plated, Brushed Nickel Plated, Chrome Plated, Grey, Taupe, White, Warm White, Grey Primer.

**ROLLER:** Fabricated from extruded aluminum or steel. Wall thickness and material selected by manufacturer to accommodate shade size. Provide with roller spring loaded sliding idler assembly of molded nylon. Spring Loaded nylon pin set into ball bearing of idler bracket to allow easy installation and removal of roller. Fabric connected to the roller tube with LSE (*low surface energy*) double sided adhesive specifically developed to attach coated textiles to metal. Adhesive attachment to eliminate horizontal impressions in fabric.

### HEM BAR:

**CLOSED POCKET ELLIPTICAL SLAT:** 1 inch (25mm) aluminum elliptical slat inside of a 1 1/8 inch (41mm) pocket with heat sealed ends.

**OPEN POCKET ELLIPTICAL SLAT:** 1 inch (25mm) aluminum elliptical slat with plastic ends inside of a 1 1/8 inch (41mm) pocket.

**FLAT EXPOSED HEM BAR:** Small: 3/8 inch x 3/16 inch (22mm x 8mm) aluminum rectangular hem bar with plastic end caps.

**LARGE EXPOSED HEM BAR:** 1 1/2 inch x 5/16 inch (38mm x 8mm) aluminum rectangular hem bar with plastic end caps.

**ROUND EXPOSED HEM BAR:** Small 3/8 inch (16mm) and Large 3/4 inch (21mm) aluminum with plastic end caps.

**NO SLAT.**

### DOWNLOADABLE 3-PART SPECIFICATIONS:

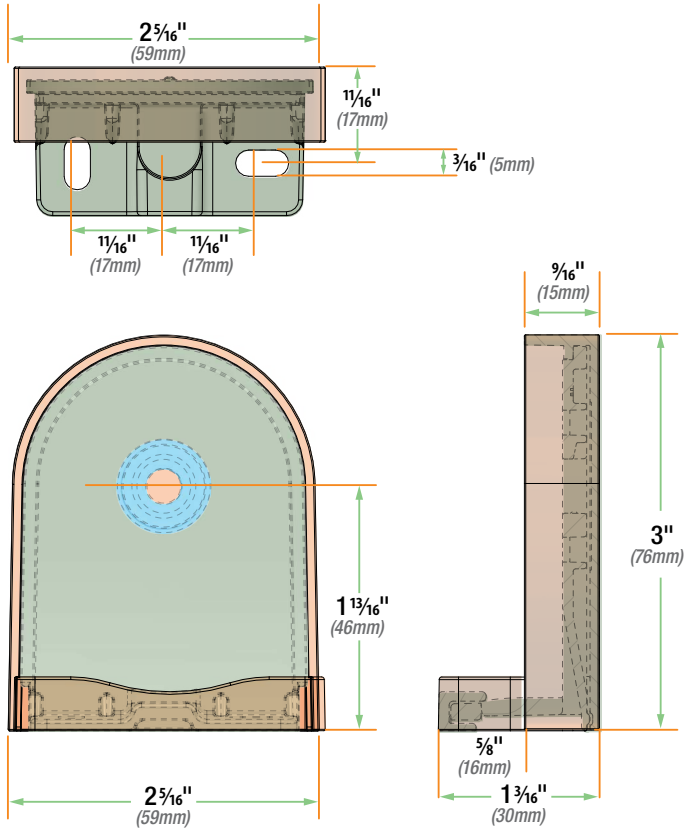
[www.draperinc.com](http://www.draperinc.com)

#### Please note:

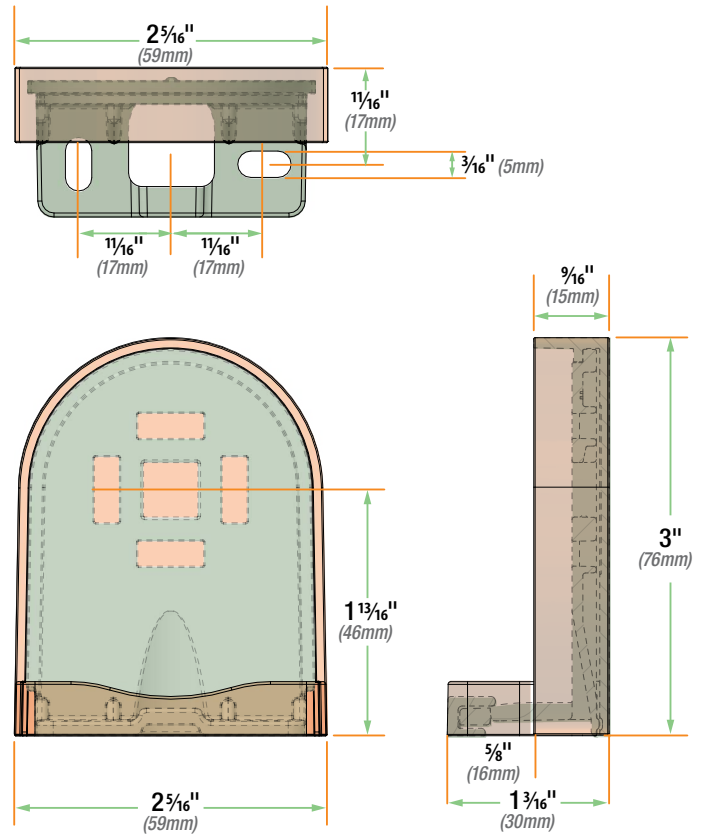
Dimensions of rollers, operators, and hardware at manufacturer's discretion.

## Bracket Dimensions

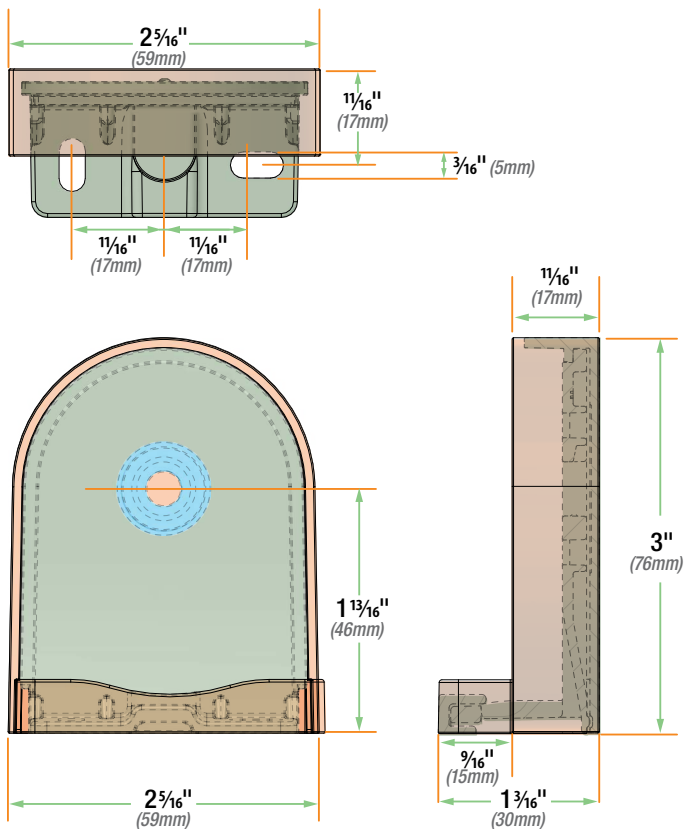
C002.1821 (Idler End, Standard)



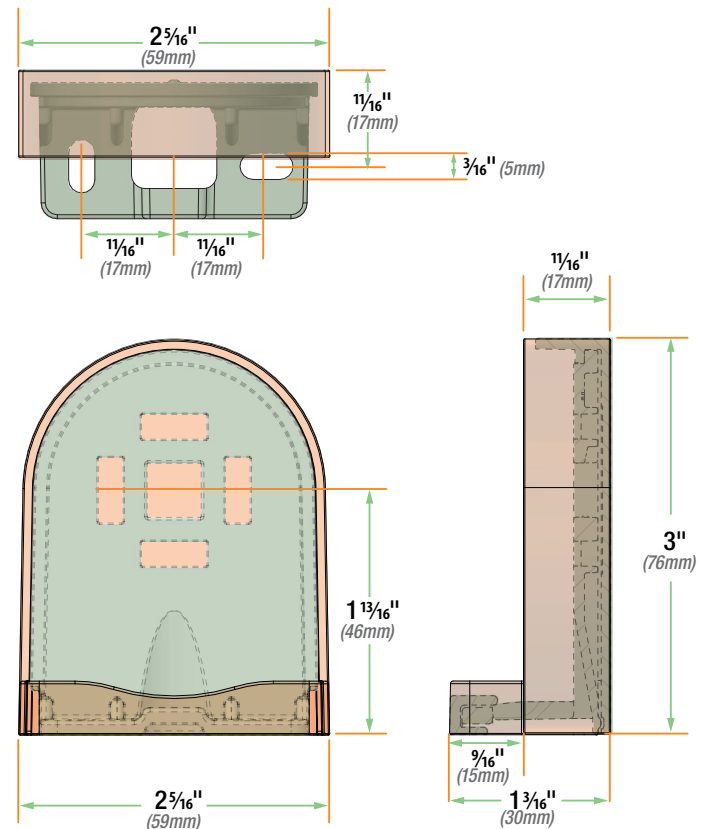
C002.1819 (Motor End, Standard)



C002.1822 (Idler End, Extended)



C002.1820 (Motor End, Extended)



## Shade Dimensions

